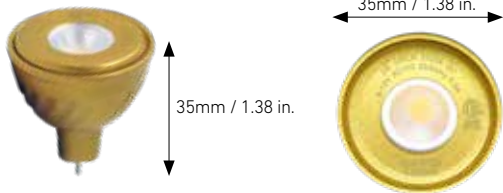




PROJECT: _____

MODELS: _____



Flex Gold™ – MR11 LED Lamp Series

KEY FEATURES & BENEFITS

12V AC OR DC POWER:

Compatible with low-voltage landscape lighting systems.

LONG LIFESPAN :

Rated to 50,000 hours, reducing the need for frequent replacements.

HIGH POWER/LUMEN EFFICIENCY:

Provides bright illumination while consuming less energy.

COMPATIBILITY:

Sized to MR11 standard to fit all indoor and outdoor lighting fixtures using GU4 sockets.

Output: 270 – 277 lumen

Beam Angle: 60° Wide Flood

Color Temperature: 2700K, 3000K



INTENDED USE & LOCATION RATING

Replaces all standard sized low-voltage MR11 lamps used in landscape lighting fixtures, as well as indoor and outdoor rated downlights and track heads. Lamps are designed with superior water protection but are not rated for direct water exposure or submersion.

MECHANICAL

Diameter: 35mm/1.38 in.

Height: 35mm/1.38 in.

Weight: 27g/0.95 oz

THERMAL RATING

Suitable for use in fully enclosed & water sealed lighting fixtures. Lamps utilize a patent pending heat sink design to run cool and provide years of continuous use.

OPERATING TEMPERATURE

Minimum: -40°F/-40°C

Maximum: 113°F/45°C

Typical: 77°F/25°C

PRODUCT LIFETIME & WARRANTY

Rated lifetime to L70 of 50,000 hours

Warranty is 5 years subject to normal operating conditions

ELECTRICAL SPECIFICATIONS

Power Output (Watts)	2W
Input Voltage	9-15V AC/DC
Electric Compatibility	Works with 12-24VAC magnetic & electronic transformers and 12-24VDC electronic transformers
Dimming Compatibility	Phase-cut or Magnetic Low-Voltage
Frequency	50/60Hz
Base Type:	GU4

APPLICATIONS

Landscape Lighting, Outdoor Architectural Lighting, Interior Architectural Lighting

2W	Low	<ul style="list-style-type: none">• Accent Lighting: Highlighting small garden features, sculptures, or decorative elements without overwhelming them.• Niche Lighting: Small alcoves or niches, add depth and interest to architectural features.
-----------	------------	---

CERTIFICATIONS

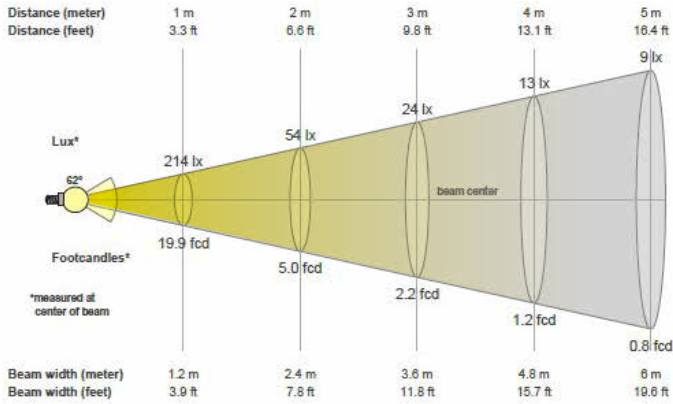


Intertek
5030580

PHOTOMETRICS

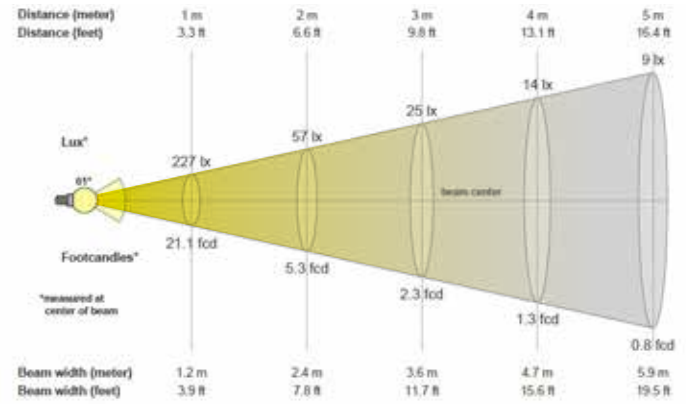
2700K

LED-2W-DM1WF27K



3000K

LED-2W-DM1WF30K



ORDERING INFORMATION

Power	CCT	Item No.	Beam	Lumens	CBCP	Efficacy (lm/W)	VA	CRI
2W	2700K	LED-2W-DM1WF27K	60°	270	210	118	3.29	81
	3000K	LED-2W-DM1WF30K	60°	277	221	122	3.24	81

We reserve the right to improve our products and make changes in the specifications and designs without notice and without incurring obligation. Products depicted in this brochure are for demonstration purposes only. Actual products offered for sale may vary in design and features.