

PRO-FORCE

Transformer



Pro-Force Transformer

Unique Lighting Systems® is expanding its outdoor transformer offering to include a new, full-featured Pro-Force transformer. The commercial-grade 300 and 600 Watt Pro-Force are designed specifically for permanent, hard-wired installation.

- Inverted transformer for easier wiring
- Resettable breaker - (1) 25A breaker for 300W, (2) 25A breakers for 600W
- Auto on/Off LED work light for dark conditions
- SMRT Logic™ ready
- SNPC ready
- Locking door
- Stainless steel construction, weathered brass finish available
- Limited lifetime warranty

Dimensions

Height: 13.5" (342.9 mm)
Width: 8" (203.2 mm)
Depth: 8" (203.2 mm)

Available Models


300IF-PRO (300W, stainless steel, secondary lugged)
300IF-PROWB (300W, weathered brass, secondary lugged)
600IF-PRO (600W, stainless steel, secondary lugged)
600IF-PROWB (600W, weathered brass, secondary lugged)



Auto on/Off LED work light for dark conditions

UNIQUE

LIGHTING SYSTEMS®

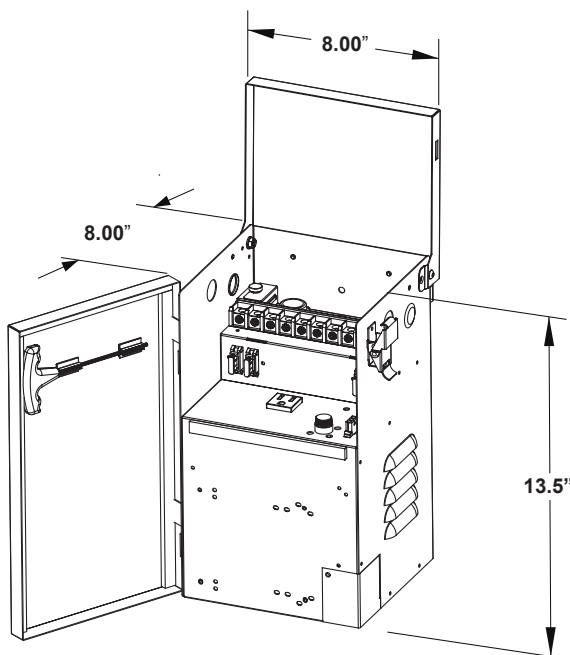


PRODUCT SPECIFICATIONS

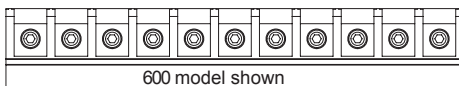
PROJECT:	
MODEL #:	
LAMP(S):	
NOTES:	

Available Models

300IF-PRO (300W, stainless steel, secondary lugged)
 300IF-PROWB (300W, weathered brass, secondary lugged)
 600IF-PRO (600W, stainless steel, secondary lugged)
 600IF-PROWB (600W, weathered brass, secondary lugged)



Tinned 6061-T6 aluminum lug with 3mm set screws



Output Wattage	Output Leads	120v Max Amps
300	(12,14,16,18, 20, 22, 24v) 2 COM	2.5
600	(12,14,16,18, 20, 22, 24v) 4 COM	5.00

Specifications:

Core

Engineered single core design with precision grain-oriented steel laminations. High temperature glass-impregnated nylon bobbin and solid copper mag. wire. To ensure robust construction, each output tap is soldered to the mag wire for optimum connectivity.

Construction

304 stainless steel (complies with NEMA 3R).

Primary Protection

One 25A breaker for 300W
 Two 25A breakers for 600W

Power

Unit must be hardwired.

Electrical Requirements

Available power ratings 300 and 600 Watts.
 Primary voltage is 120 volts, secondary voltage varies from 12V-24V outputs.

Output Terminal

Tinned 6061-T6 aluminum lug strip with 3mm hex set screw for a positive torque connection. Includes 3mm hex key tool with every transformer.

Auto LED Work Light

LED work light will illuminate when the transformer door is open, and turn off when door is closed, allowing easy installation in low-light conditions.

Finish

Stainless Steel finish is standard. Unique Lighting's Weathered Brass finish is a "living finish" and will naturally patina and change over time.

Warranty

Limited lifetime warranty against manufacturer's defects.