

**TORO®****17MM DRIP IN® BROWN SURFACE DRIPLINE****WATER  
SMART®**

With higher water costs in our future, it makes more sense than ever to use inline tubing in suitable landscape applications. Drip In PC is both an effective and economical choice for at-grade installations and now comes in an industry-standard 17mm size.

## FEATURES & BENEFITS

### New 17MM Size

Works with most standard-size barb fittings, making it compatible with most other dripline and hose for easy retrofits and expansions.

### Fully Pressure-compensating from 15 – 60 psi

The pressure-compensating design makes it ideal for slopes, high wind areas and areas with limited water supply or low pressure.

### High Uniformity

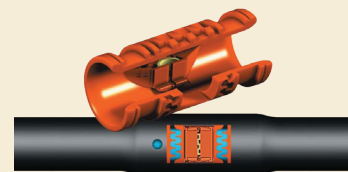
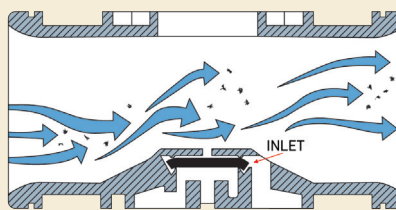
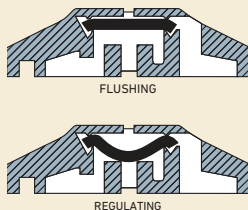
Proven, dependable pressure-compensating Drip In emitters deliver uniform, precise emitter discharge rates with exceptionally low variability.

### Keeps Water Off Hardscapes

Preventing unsightly water stains.



Effluent  
Options  
Available



### Unique, Continuous Flushing

Flushing occurs at low pressure at start up, during the irrigation cycle if the emitter begins to clog and there is a reduction in flow, and as pressure drops during shut-down.

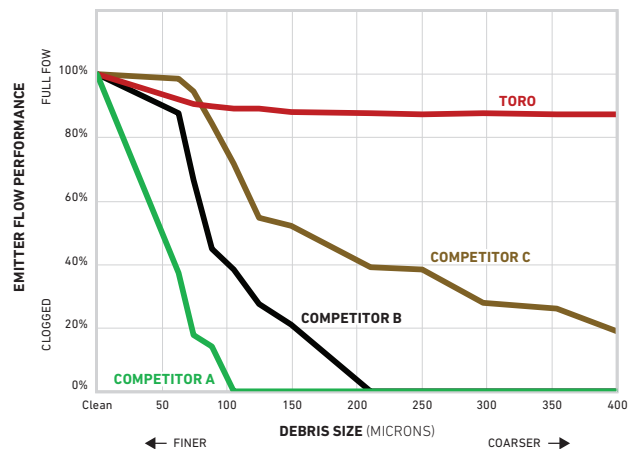
### Highly Clog Resistant

Unique, raised internal filtration design deflects debris upward and away from the emitter's inlet. Because the inlet is also raised, sediment won't collect at the inlet while the system is off.

### Dual Opposed Outlets

In above ground installations, dual opposing ports in every emitter assure that at least one outlet provides air relief, which prevents back-siphonage of contamination into the emitter.

# PRODUCT HIGHLIGHT



All Toro® landscape dripline uses a large double-outlet cylindrical emitter, which is much more tolerant of debris compared to the other market leaders, most of whom use a compact single-outlet emitter. While filtration is always recommended for any drip irrigation installation, filters only protect the incoming water from the valve connection. In the event of a damaged line at any point from the filter on down, or any other possible point of entry into the system for debris, Toro outperforms the competition and consistently keeps on flowing.

*\*Test data collected in Toro's standardized 24-hour "grit test", used for qualifying all Toro low-flow Landscape and Agriculture products in an internal test lab.*



Use with T-EHW1554-010 or T-EHW1554-050 Blue Stripe tubing for 17mm, and all new i560 series barbed fittings or Tri-Loc series fittings!

## NEW FITTING MODELS FOR 17MM DRIPLINE AND TUBING

Model	Description
i560-C	Coupling
i560-E	Elbow
i560-T	Tee
i560-M50	½" MPT Adapter
i560-M75	¾" MPT Adapter
i560-X	Cross
i560-T-M50	½" MPT Adapter

## LENGTH OF RUN CHART

INLET PRESSURE (PSI)	EMITTER FLOW RATE (GPH)			
	0.58	0.58	0.92	0.92
	EMITTER SPACING (INCHES)			
	12 in.	18 in.	12 in.	18 in.
15	169	236	125	175
20	230	323	171	239
25	270	379	200	282
30	301	424	222	314
35	327	460	242	341
40	349	492	258	364
45	369	521	273	386
50	387	547	286	405
55	404	570	299	422
60	420	593	310	439

## DRIP IN PC MODEL LIST

Model	Description
PCB-212-010	0.58 gph, 12" emitter spacing, 100' coil
PCB-412-010	0.92 gph, 12" emitter spacing, 100' coil
PCB-218-010	0.58 gph, 18" emitter spacing, 100' coil
PCB-418-010	0.92 gph, 18" emitter spacing, 100' coil
PCB-212-025	0.58 gph, 12" emitter spacing, 250' coil
PCB-412-025	0.92 gph, 12" emitter spacing, 250' coil
PCB-218-025	0.58 gph, 18" emitter spacing, 250' coil
PCB-418-025	0.92 gph, 18" emitter spacing, 250' coil
PCB-212-050	0.58 gph, 12" emitter spacing, 500' coil
PCB-412-050	0.92 gph, 12" emitter spacing, 500' coil
PCB-218-050	0.58 gph, 18" emitter spacing, 500' coil
PCB-418-050	0.92 gph, 18" emitter spacing, 500' coil
PCB-212-025-E	0.58 gph, 12" emitter spacing, 250' coil, effluent
PCB-412-025-E	0.92 gph, 12" emitter spacing, 250' coil, effluent
PCB-218-025-E	0.58 gph, 18" emitter spacing, 250' coil, effluent
PCB-418-025-E	0.92 gph, 18" emitter spacing, 250' coil, effluent

## Specifying Information – Drip In PC

PCB-XXX-XXX-X				
Tubing Type	Emitter Flow	Emitter Spacing	Coil Length	Optional
PCB	X	XX	XXX	X
PCB	2 – 0.58 gph 4 – 0.92 gph	12 – 12" 18 – 18"	100 – 100' 250 – 250' 500 – 500'	E - Effluent

**Example:** A 250' coil of pressure-compensating Drip In brown dripline with 12" emitter spacing and 0.58 gph emitter flow would be specified as **PCB-212-025**



www.toro.com

The Toro Company • Irrigation Business • 5825 Jasmine St. Riverside, CA • 92504 • 877-345-8676

Specifications subject to change without notice. For more information, contact your local Toro distributor. ©2020 The Toro Company. All rights reserved. P/N 20-1063-IRC