



TORO

HOMEOWNER CATALOGUE

HAND-HELD, WALK BEHIND MOWERS, ZERO-TURN RIDING MOWERS



OUR STORY

HISTORY

With roots dating back to 1914, The Toro Company was built on a tradition of quality and caring relationships. Today, the company is a leading worldwide provider of innovative solutions for the outdoor environment including turf and landscape maintenance, snow and ice management, underground utility construction, rental and specialty construction, and irrigation and outdoor lighting solutions.



1914

The Toro Motor Company is founded on July 10, 1914 to build engines for the #1 brand of farm tractors in the United States – The Bull Tractor Company. The name “Toro” is chosen because of the company’s association with Bull.



1919

Toro invents The Toro Standard Golf Machine, the industry’s first mechanized fairway mower, for the Minikahda Club in Minneapolis, thus creating the mechanized golf course equipment industry.



1924

Toro introduces its first power mower, the rugged and highly versatile 30-inch Park Special. An industry standard, the Park Special becomes a leading seller through 1961 when it is displaced by demand for rotary mowers.



1952

Toro opens a unique engineering and agronomic research, development and test facility in Bloomington, Minnesota. Dr. James Watson joins the company and conducts revolutionary agronomic studies at the site. Watson becomes a world renown leader in agronomics.



1972

Continued innovation and strong customer relationships propel Toro to #1 in golf course irrigation.





TRUST THE BRAND PROFESSIONALS TRUST...



INNOVATION

Toro products are rich with innovative features made just for homeowners. With over 100 residential patents, innovation is at the heart of Toro's success. Look for our "Blue Feature" icon to easily identify innovative, smart features developed by Toro to enhance your overall mowing experience.



LEGACY OF EXCELLENCE

Since 1919, The Toro Company has built, tested, and led innovative solutions to care for your turf. Today, Toro continues to lead by focusing on creating high performance, environmentally friendly solutions to help our customers around the world preserve the beauty, productivity and sustainability of the land.



DURABILITY

We stand behind our mowers' performance, which is why we offer some of the best warranty programmes in the business. With our full coverage warranty programmes, if the mower is defective in materials or workmanship, or if it stops functioning due to the failure of a component, under normal use and maintenance, Toro will fix it.

AND MOW LIKE A PRO WITH EASY-TO-USE FEATURES

BLUE

FEATURE

Blue MEANS MORE FOR YOU WITH Smart FEATURES FROM TORO®

Feature highlighted in **blue** point to innovative, smart features developed by Toro® to enhance your mowing experience.



CONTENTS



60V CORDLESS MOWERS NEW!	8 – 11
60V CORDLESS TOOLS NEW!	12 – 15
BLOWER / VACS	16 – 17
PETROL MOWERS	18
46 CM & 53 CM RECYCLER®	20 – 21
55 CM RECYCLER	22 – 23
48 CM & 53 CM SUPER RECYCLER	24 – 25
76 CM TIMEMASTER®	26 – 27
PETROL SCARIFIER NEW!	29 – 30
ZERO-TURN RIDING MOWERS	30
TIMECUTTER®	32 – 33
TITAN®	34 – 35
ACCESSORIES	36 – 37
SPECIFICATIONS	38 – 43



60V CORDLESS FAMILY



60V MAX* | FLEX-FORCE POWER SYSTEM™ EASY ⚡ POWER

Get more done and enjoy more free-time with the Toro® 60V* Flex-Force Power System™. Toro's legendary reliability, durability and performance, now available with the benefits of battery power. Finally, a cordless platform without compromises.

* Battery manufacturer rating = 60V maximum & 54V typical usage. Actual voltage varies with load.

1

BATTERY



The same battery can be used on multiple products for added flexibility

4

SEASONS



Spring, Summer, Autumn and Winter, you will find the tool right for the job

0

ENGINE EXHAUST EMISSIONS



No fumes, no engine exhaust emissions, low noise for maximum comfort

60V MAX* BATTERY WALK MOWERS

36 cm & 43 cm Battery Recycler®

Deck Material:
Polymer

Power Source:
Electric

Lawn Size:
Small

NEW!



IDEAL FOR SMALL LAWNS (UP TO 300 m²)

THE POWER OF EASY

The 60V* Recycler® models offer all of the legendary performance and durability you expect from Toro®, without having to deal with petrol. Best of all, your 60 Volt battery is compatible with several other products in Toro's Flex-Force battery-powered lineup.



SMARTSTOW®
Save floor space by storing the mower upright – with easy grass box storage.

POWER AT THE TOUCH OF A BUTTON
Easy push-button start gets you mowing fast.

SMART POWER
Intelligent RunSmart™ Software maximises run time and performance by automatically adjusting the speed of the motor to match the conditions and optimize runtime. Engage MAX mode for tougher mowing conditions.



	60V RECYCLER 21836			60V RECYCLER 21843			60V RECYCLER 21844		
KEY FEATURES	SmartStow®, 2-Speed Switch (RunSmart/Max Speed), Mulch Plug, Quick Storage Handlebar			SmartStow, 2-Speed Switch (RunSmart/Max Speed), Mulch Plug, Quick Storage Handlebar			SmartStow, 2-Speed Switch (RunSmart/Max Speed), Mulch Plug, Quick Storage Handlebar		
CUTTING WIDTH	36 cm			▶ 43 cm			43 cm		
MOTOR	600W Brushless 60V			▶ 850W Brushless 60V			850W Brushless 60V		
TORO 60V BATTERY & CHARGER	L135 Battery Included^ 60V 2.5 Ah 135 Wh Charger Included			▶ L216 Battery Included^ 60V 4.0 Ah 216 Wh Charger Included			L216 Battery Included^ 60V 4.0 Ah 216 Wh Charger Included		
MAXIMUM AREA CUT* WITH ONE CHARGE	Battery	Watt Hours	Max Area Cut*	Battery	Watt Hours	Max Area Cut*	Battery	Watt Hours	Max Area Cut*
	L135 (2.5 Ah)	135	TBC^	L216 (4.0 Ah)	216	TBC^	L216 (4.0 Ah)	216	TBC^
DRIVE SYSTEM	Push			Push			▶ Variable Speed		
STARTER	Push Button			Push Button			Push Button		
DECK TYPE	Polymer			Polymer			Polymer		
WARRANTY**	3-Year Full Coverage			3-Year Full Coverage			3-Year Full Coverage		

▶ Step-up Feature
+ Based on low speed in controlled laboratory testing of product. Run time varies with load.
^ To Be Confirmed : New product information as of September 2020. Specifications subject to change.
** For full warranty terms and conditions, please refer to the operator's manual on www.toro.com

60V MAX* BATTERY WALK MOWERS

48 cm, 52 cm & 55 cm Battery Recycler®

Deck Material:
Steel &
Cast Aluminum

Power Source:
Electric

Lawn Size:
Medium -
Large

NEW!



3
YEAR
FULL
COVERAGE
WARRANTY**

IDEAL FOR MEDIUM - LARGE LAWNS (UP TO 1,000 m²)

LEGENDARY PERFORMANCE,
NOW BATTERY-POWERED

Save time, finish faster, and make your job easier with the Toro® 60V* Max Battery Mowers. Raise your expectations with these easy-to-start, easy-to-use, and easy-to-maintain mowers. Best of all, your 60 Volt battery is compatible with all the other products in Toro's Flex-Force battery-powered lineup.

EASY-TO-USE FEATURES

- MOVE AT YOUR OWN PACE** with AutoMatic Drive System
- EASILY CLEAN THE DECK** with the Washout Port
- SAVE SPACE** with SmartStow®
- GO FROM BAGGING TO RECYCLING** with Recycle on Demand
- ADJUST HANDLE HEIGHT** with the Height Adjustable Handlebar



POWER AT THE TOUCH OF A BUTTON
Easy push-button start gets you mowing fast.



MOW AT YOUR OWN PACE
Get a unique mowing experience! The AutoMatic Drive System senses and smoothly adjusts to your walking pace putting you in control of how fast you want to mow. Available on select models.



SMART POWER
Intelligent RunSmart™ Software maximises run time and performance by automatically adjusting the speed of the motor to match the conditions and optimize runtime. Engage MAX mode for tougher mowing conditions (models 21848 and 21852).

21848
€ XXX.00



Rendering shown, product may be subject to change

21852
€ XXX.00



Rendering shown, product may be subject to change

21863
€ XXX.00



21863T
€ XXX.00



60V SUPER RECYCLER 21848				60V RECYCLER® 21852			60V RECYCLER 21863			60V RECYCLER 21863T		
KEY FEATURES	RunSmart, 2-Speed Switch (RunSmart/Max Speed), Height Adjustable Handlebar, Quick Storage Handlebar, Recycle on Demand, Washout Port			RunSmart™, SmartStow®, 2-Speed Switch (RunSmart/Max Speed), Integrated Mulch Plug			RunSmart, SmartStow, Height Adjustable Handlebar, Recycle on Demand, Washout Port					
CUTTING WIDTH	▶ 48 cm			▶ 52 cm			▶ 55 cm					
MOTOR	▶ 1.5kW Brushless 60V			1.5kW Brushless 60V			▶ 2kW Brushless 60V					
TORO 60V BATTERY & CHARGER	▶ L324 Battery Included (60V 6.0 Ah 324 Wh) Charger Included									Battery & Charger Sold Separately		
MAXIMUM AREA CUT* WITH ONE CHARGE	Battery	Watt Hours	Max Area Cut*	Battery	Watt Hours	Max Area Cut*	Battery	Watt Hours	Max Area Cut*	Battery	Watt Hours	Max Area Cut*
	L324 (6.0 Ah)	324	800m²	L324 (6.0 Ah)	324	up to 925m²	L324 (6.0 Ah)	324	up to 1300m²	L324 (6.0 Ah)	324	up to 1300m²
										L405 (7.5 Ah)	405	up to 1500m²
DRIVE SYSTEM	▶ AutoMatic Drive System, Rear Wheel Drive w/ Traction Assist			Variable Speed, Rear Wheel Drive			▶ AutoMatic Drive System, Rear Wheel Drive					
STARTER	Push Button			Push Button			Push Button					
DECK TYPE	▶ Aluminum			Steel			Steel					
WARRANTY**	3-Year Full Coverage 5-Year Full Coverage on Deck			3-Year Full Coverage			3-Year Full Coverage					

▶ Step-up Feature
+ Based on low speed in controlled laboratory testing of product. Run time varies with load.
** For full warranty terms and conditions, please refer to the operator's manual on www.toro.com

60V BATTERY BLOWER

60V MAX⁺ | FLEX-FORCE POWER SYSTEM™

CLEAR LARGE PILES OF LEAVES IN A SNAP, WITH CONTROL AT YOUR FINGERTIPS.



LONG-LASTING PERFORMANCE
Enjoy more power and longer life with a high-performance brushless DC motor.



FINISH FASTER
Move large piles of leaves faster with 17 m³/min of air volume and 185 Km/h air speed**



ULTIMATE CONTROL WITH ON DEMAND POWER
Variable speed trigger and turbo boost button drives more power when you need it.

51825T
€ XXX.00



60V BLOWER 51825T	
Air Volume	Up to 17.3 m³/min.
Air Speed	Up to 185 km/h
Motor	Brushless 60V DC
Run Time [^] w/ L135 Battery	Up to 90 minutes at low speed
	Up to 25 minutes at high speed
	Up to 10 minutes with turbo boost
Speed Control	Variable trigger, Turbo boost
Weight	3.4 kg w/ L135 Battery
Noise Rating	Measured Sound Power: 101 dBA; Guaranteed Sound Power: 103 dBA; Sound Pressure: 86 dBA; K-factor: 3
Hand/Arm Vibration	Left & Right: 1,5 m/s² rms, Uncertainty K: 0,1 m/s²
Comfort Grip	Standard
Battery & Charger	Sold Separately
Warranty*	3-Year Full Coverage

* For full warranty terms and conditions, please refer to the operator's manual on www.toro.com
**Based on battery at low speed in controlled laboratory testing of product
+ Battery manufacturer rating = 60V maximum & 54V typical usage. Actual voltage varies with load.

60V BATTERY STRING TRIMMER

60V MAX⁺ | FLEX-FORCE POWER SYSTEM™

PICK YOUR PERFORMANCE! MAXIMIZE RUN TIME OR PERFORMANCE FOR THE JOB.

No spools required. Quick and easy line replacement. Get power and longer life out of your trimmer



ULTIMATE EASE-OF-USE, ULTIMATE CONTROL
Instant power at your fingertips with the variable speed trigger with two speed ranges.



MATCH POWER TO YOUR CONDITIONS
Easily increase performance and get the job done faster by adjusting line size from 2,0 mm to 2,4 mm and/or cutting width from 36 cm to 41 cm.



TAP & GO
Adjust line length like a pro, without stopping. Just tap the head of the trimmer on the ground to advance the line.



51835T
€ XXX.00

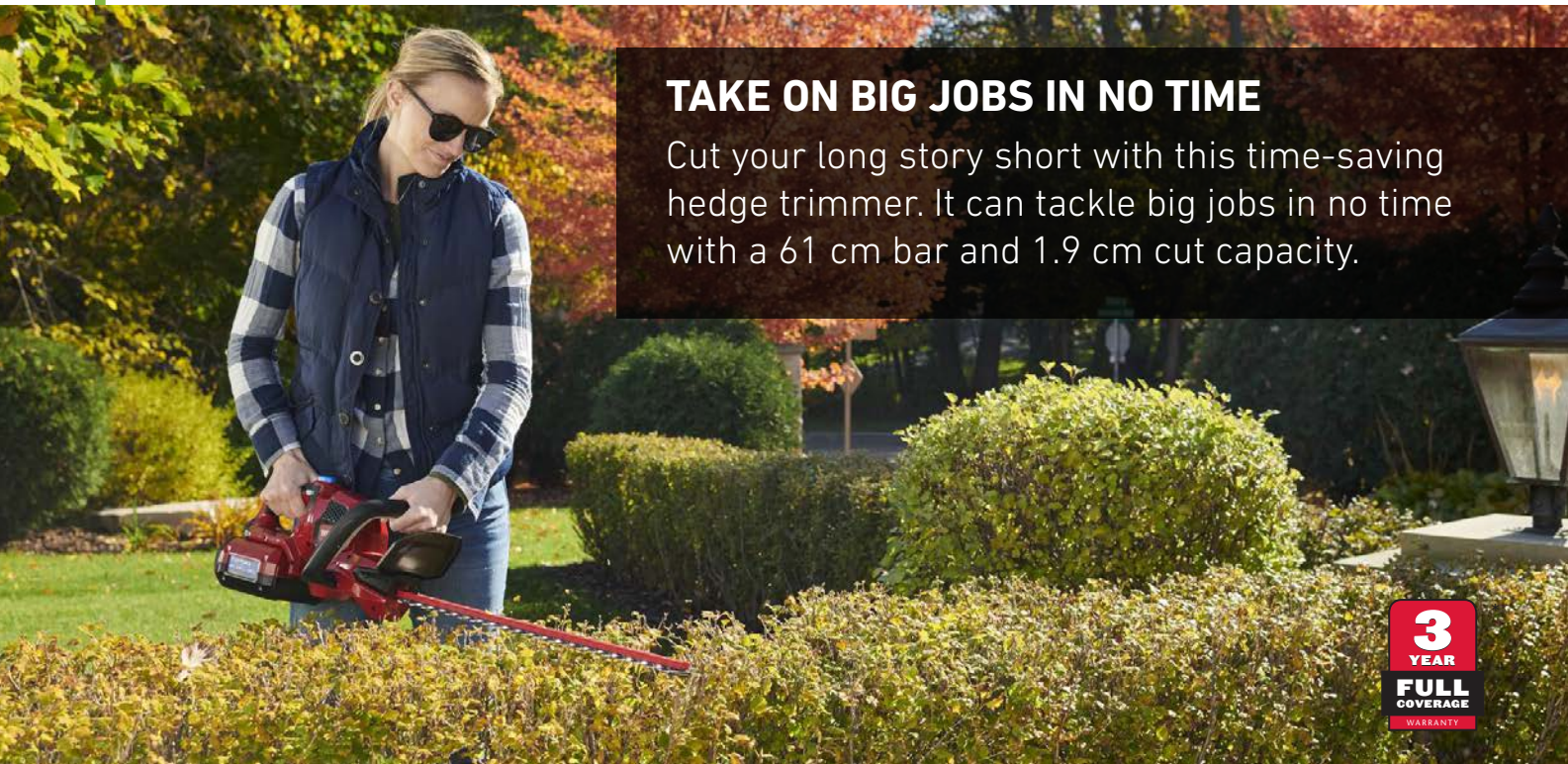
60V STRING TRIMMER 51835T	
Cutting Width	36 cm or 41 cm
Line Advancement	Tap and Go
Quick Feed Head	Standard
Trimmer Line	2,4 mm line included 2,0 mm line sold separately
Motor	Brushless 60V DC
Run Time [^] w/ L135 Battery	Up to 50 min (cut width: 36 cm and line diameter: 2,0 mm)
	Up to 45 min (cut width: 36 cm and line diameter: 2,4 mm)
	Up to 30 min (cut width: 41 cm and line diameter: 2,4 mm)
Speed Control	Variable trigger, 2 speed ranges
Weight	4.6 kg w/ L135 Battery
Noise Rating	Measured Sound Power: 90 dBA; Guaranteed Sound Power: 93 dBA; Sound Pressure: 78 dBA; K-factor: 3
Hand/Arm Vibration	Left & Right: 3,2 m/s² rms, Uncertainty K: 0,8 m/s²
Comfort Grip	Standard
Battery & Charger	Sold Separately
Warranty*	3-Year Full Coverage

* For full warranty terms and conditions, please refer to the operator's manual on www.toro.com
+ Battery manufacturer rating = 60V maximum & 54V typical usage. Actual voltage varies with load.

60V BATTERY HEDGE TRIMMER

60V MAX* | FLEX-FORCE POWER SYSTEM™

NEW!



TAKE ON BIG JOBS IN NO TIME

Cut your long story short with this time-saving hedge trimmer. It can tackle big jobs in no time with a 61 cm bar and 1.9 cm cut capacity.

3
YEAR
FULL
COVERAGE
WARRANTY



HANDY HANDLE
Push a button to make vertical trimming quick, easy, and comfortable with the 90° rotating handle.



CLEANER CUT
The exclusive blade design provides a cleaner, more efficient cut.



TIME SAVER
A 61 cm bar and 1.9 cm cut capacity make this trimmer sturdy, thick and robust to tackle big jobs in less time.



51855T
€ XXX.00

60V HEDGE TRIMMER 51855T	
Bar Length	61 cm
Cut Capacity	1.9 cm
Blade Material	Hardened Steel
Rotating Handle	Standard
Motor	60V DC
Run Time^	Up to 75 min w/ L135 Battery
Bar Cover	Included
Strokes/Minute	3,200
Speed Control	Variable trigger
Weight	4.2 kg w/ L135 Battery
Noise Rating	Measured Sound Power: 91.5 dBA; Guaranteed Sound Power: 96 dBA; Sound Pressure: 80 dBA; Uncertainty: 3
Hand/Arm Vibration	Left & Right: 1.65 m/s ² rms, Uncertainty K: 1.5 m/s ²
Comfort Grip	Standard
Battery & Charger	Sold Separately
Warranty*	3-Year Full Coverage

^ Based on controlled laboratory testing of product
* For full warranty terms and conditions, please refer to the operator's manual on www.toro.com

60V BATTERY CHAINSAW

60V MAX* | FLEX-FORCE POWER SYSTEM™

NEW!



LIGHTWEIGHT YET POWERFUL

This cordless Chainsaw with 41 cm bar and chain starts easily every time and lets you cut big logs and timber like a pro.

3
YEAR
FULL
COVERAGE
WARRANTY



BUILT TO LAST
Get more power, more runtime, and longer life with the digitally controlled brushless DC motor that provides power when you need it.



PRO-STYLE CHAIN TENSIONING
Tensioning tool mounts onboard the chainsaw for quick and easy access.



GET MORE DONE
Cut through 15 cm x 15 cm timber up to 50 times on a single charge^.



51845T
€ XXX.00

60V CHAINSAW 51845T	
Bar Length	41 cm
Chain Pitch/Gauge	Pitch .375 Gauge 0.043"
Chain Oil Capacity	270ml
Chain Tensioning	Tooled
Motor	Brushless 60V DC
Cuts Per Charge^	Up to 50 w/ L135 Battery
Bar Cover	Included
Chain Speed	11 m/s (36 ft/s)
Speed Control	Variable trigger
Weight	5.8 kg w/ L135 Battery
Noise Rating	Measured Sound Power: 101.1 dBA; Guaranteed Sound Power: 105 dBA Sound Pressure: 91 dBA; Uncertainty: 3
Hand/Arm Vibration	Left & Right: 5.7 m/s ² rms, Uncertainty K: 3 m/s ²
Comfort Grip	Standard
Battery & Charger	Sold Separately
Warranty*	3-Year Full Coverage

^Based on controlled laboratory testing of product, using a 2.5Ah battery to cut 15cmx15cm lumber. Run-time varies with load.
* For full warranty terms and conditions, please refer to the operator's manual on www.toro.com

CORDED BLOWER / VACS

Ultra & UltraPlus

Power Source:
Electric



IDEAL FOR CLEARING CLIPPINGS & AUTUMN CLEAN-UP


GET THE JOB DONE FASTER

The Ultra and UltraPlus are three machines in one; a powerful blower, high speed vacuum, and leaf shredder. Count on these blowers to make light work of clearing leaves from your garden.



CLEAR EVEN EASIER
Add an Oscillating Nozzle to reduce time and fatigue when clearing hard surfaces, and clear a wider path. Standard on the UltraPlus.

Part #51664



SHREDZ-ALL™ SHRED RING
Reduces debris by 97% and the number of leaf bags (UltraPlus only). The bottom zip bag makes emptying quick and easy.



VARIABLE SPEED CONTROL
Matches the air-speed to the task in both blower and vac mode for optimum performance.



LARGER METAL IMPELLER
Reduces 88% of mulched debris to less than 1 ¼ cm and the UltraPlus will shred 97% of debris to less than 1 ¼ cm (see Shredz-All Shred Ring), allowing you to use less disposal bags.

MULTIPLE TUBES FOR SPECIALISED USES



MAIN TUBE
Moves debris away from house, shrubs, etc.



POWER INSERT
Moves debris into wind rows and creates piles



CONCENTRATOR
Moves debris out of cracks, edging and moves stubborn leaves



51581
€ XXX.00



51558
€ XXX.00

	ULTRA	ULTRAPLUS
Maximum Air Speed	up to 402 km/h	up to 402 km/h
Speed Control	Variable	Variable
Low Air Speed	161 km/h	161 km/h
Motor	6 Amps	6 Amps
Air Volume (blower mode)	9.91 m³/min	9.91 m³/min
Air Volume (vacuum mode)	11.6 m³/min	11.6 m³/min
Air Horse Power	0.7	0.7
Leaf Reduction	88% to 1 ¼ cm	▶ 97% to 1 ¼ cm
Weight	3.8 kg	4.0 kg
Shredz-All Shred Ring	Optional	▶ Standard
Oscillating Nozzle	Optional	▶ Standard
Warranty*	2-Year Limited Coverage	2-Year Limited Coverage

▶ Step-up Feature
* For full warranty terms and conditions, please refer to the operator's manual on www.toro.com



PETROL WALK MOWERS

Make caring for your lawn easier than ever before. Our mowers start fast, move at your speed and stow away nice and neatly when done. Trust Toro to make your life easy.

RECYCLER®
46 cm, 53 cm, 55 cm

Manoeuvrable &
Easy to Use
PAGE 20-23



SUPER RECYCLER
48 cm & 53 cm

Professional Results &
Superior Finish
PAGE 24-25



TIMEMASTER®
76 cm

Time-Saving &
Reliable
PAGE 26-27



BLUE FEATURE Blue MEANS MORE FOR YOU WITH Smart FEATURES FROM TORO®

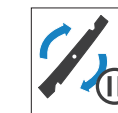
Choose from innovative features you'll love!



MOVE AT YOUR OWN PACE
with **AutoMatic Drive System**



EASILY CLEAN THE DECK
with the **Washout Port**



REDUCE RESTARTS
with **Blade Brake Clutch**



GO FROM BAGGING TO RECYCLING
with **Recycle on Demand**




ADJUST HANDLE HEIGHT
with the **Height Adjustable Handlebar**



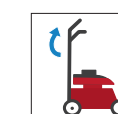
MOVE IN REVERSE
with **PowerReverse®**



REDUCE HANDLE BOUNCE
with **IsoFlex®**



SAVE SPACE
with **SmartStow®**



QUICKLY STORE
with **Quick Storage Handlebar**

46 CM & 53 CM PETROL WALK MOWERS

Recycler®

Deck Material:
Steel

Power Source:
Petrol

Lawn Size:
Small - Medium



IDEAL FOR SMALL - MEDIUM LAWNS (UP TO 500m²)

GREAT GARDENS START HERE

Recycler® mowers make lawn care easier than ever. They start the first time every time and are easy to maintain and store. With Toro's legendary performance and durability, your mower will run smoothly for years to come.



PROTECT YOUR INVESTMENT
Add a water- abrasion- and tear-resistant cover to protect your mower and keep it running for years to come.

Part #490-7462



WASHOUT PORT
Connect a hose to the washout port to easily clean grass cuttings from under the deck. This prevents grass build up, and maintains better performance.



EASY HEIGHT OF CUT ADJUSTMENT
Select the desired height of cut in one easy move on model 20944. Models 21750 and 21751 have two-point height of cut adjustment.



INTEGRATED MULCH PLUG
Switch from bagging to Recycling and maintain a clean finish with the integrated mulch plug. Available on models 21750 and 21751.



THE RECYCLER® ADVANTAGE

- ✓ **TIME SAVING**
Spend less time emptying grassbags
- ✓ **BENEFICIAL TO YOUR TURF**
Nutrient-rich clippings are returned to the soil where they quickly feed the roots for a healthy, lush garden.
- ✓ **ENVIRONMENTALLY FRIENDLY**
No need for disposal, which eliminates transportation costs and landfill use.



	20944	21750	21751
KEY FEATURES	Washout Port	Integrated Mulch Plug	Integrated Mulch Plug
CUTTING WIDTH	46 cm	▶ 53 cm	53 cm
ENGINE	Toro® OHV 159cc	Briggs & Stratton® Series 675 EXI 163cc	Briggs & Stratton® Series 675 EXI 163cc
DRIVE SYSTEM	Fixed Speed, Rear-Wheel Drive	Variable Speed, Rear-Wheel Drive	Variable Speed, Rear-Wheel Drive
STARTER	Recoil, Zone Start	Recoil, Zone Start	▶ Recoil/Electric, Zone Start
DECK TYPE	Steel	Steel	Steel
WARRANTY*	2-Year Full Coverage 2-Year Guaranteed to Start	2-Year Full Coverage 2-Year Guaranteed to Start	2-Year Full Coverage 2-Year Guaranteed to Start

▶ Step-up Feature
* For full warranty terms and conditions, please refer to the operator's manual on www.toro.com

55 CM PETROL WALK MOWERS

Recycler®

Deck Material:
Steel

Power Source:
Petrol

Lawn Size:
Large



IDEAL FOR LARGE LAWNS (UP TO 1,000 m²)

21761
€ XXX.00
1000m²



21762
€ XXX.00
1000m²



21763
€ XXX.00
1000m²



21764
€ XXX.00
1000m²



	21761	21762	21763	21764
KEY FEATURES	SmartStow®, Washout Port	Height Adjustable Handlebar, Recycle on Demand, Washout Port	Height Adjustable Handlebar, Recycle on Demand, Washout Port	Blade Brake Clutch, Height Adjustable Handlebar, Recycle on Demand, Washout Port
CUTTING WIDTH	55 cm	55 cm	55 cm	55 cm
ENGINE	Briggs & Stratton® Series 675 EXI 163cc	Briggs & Stratton Series 675 EXI 163cc	Briggs & Stratton Series 675 EXI 163cc	Briggs & Stratton Series 675 EXI 163cc
DRIVE SYSTEM	Variable Speed, Front Wheel Drive, High Wheel	▶ AutoMatic Drive System, Rear Wheel Drive	AutoMatic Drive System, Rear Wheel Drive	AutoMatic Drive System, Rear Wheel Drive
STARTER	Recoil, Zone Start	Recoil, Zone Start	▶ Recoil/Electric, Zone Start	Recoil, Zone Start
DECK TYPE	Steel	Steel	Steel	Steel
WARRANTY*	2-Year Full Coverage 2-Year Guaranteed to Start	2-Year Full Coverage 2-Year Guaranteed to Start	2-Year Full Coverage 2-Year Guaranteed to Start	2-Year Full Coverage 2-Year Guaranteed to Start

▶ Step-up Feature
* For full warranty terms and conditions, please refer to the operator's manual on www.toro.com

RECYCLER® MAKES MOWING EASIER

The Toro Recycler line has smart features that make mowing easier. Choose between front, rear and all-wheel drive options. With available step-up features that include SmartStow®, AutoMatic Drive System, electric start, Blade Brake Clutch and All-Wheel Drive.

BLUE FEATURE EASY-TO-USE FEATURES



MOVE AT YOUR OWN PACE
with AutoMatic Drive System



EASILY CLEAN THE DECK
with the Washout Port



SAVE SPACE
with SmartStow®



REDUCE HANDLE BOUNCE
with IsoFlex®



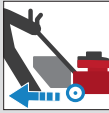
REDUCE RESTARTS
with Blade Brake Clutch



GO FROM BAGGING TO RECYCLING
with Recycle on Demand



ADJUST HANDLE HEIGHT
with the Height Adjustable Handlebar



MOVE IN REVERSE
with PoweReverse®

21765
€ XXX.00
1000m²



21766
€ XXX.00
1000m²



20964
€ XXX.00
1000m²



21768
€ XXX.00
1000m²



	21765	21766	20964	21768
KEY FEATURES	SmartStow®, Recycle on Demand, Washout Port	Recycle on Demand, Washout Port, All-Wheel Drive	PoweReverse, Height Adjustable Handlebar, Washout Port, Recycle on Demand	PoweReverse, IsoFlex™, SmartStow®, Height Adjustable Handlebar, Washout Port, Recycle on Demand
CUTTING WIDTH	55 cm	55 cm	55 cm	55 cm
ENGINE	Briggs & Stratton Series 675 EXI 163cc	Briggs & Stratton Series 675 EXI 163cc	Briggs & Stratton Series 675 EXI 163cc	Briggs & Stratton Series 675 EXI 163cc
DRIVE SYSTEM	AutoMatic Drive System, Rear Wheel Drive, High Wheel	▶ AutoMatic Drive System, All-Wheel Drive with Traction Assist	▶ AutoMatic Drive System with PoweReverse®	AutoMatic Drive System with PoweReverse®, High Wheel
STARTER	Recoil, Zone Start	Recoil, Zone Start	Recoil, Zone Start	Recoil, Zone Start
DECK TYPE	Steel	Steel	Steel	Steel
WARRANTY*	2-Year Full Coverage 2-Year Guaranteed to Start	2-Year Full Coverage 2-Year Guaranteed to Start	2-Year Full Coverage 2-Year Guaranteed to Start	2-Year Full Coverage 2-Year Guaranteed to Start

▶ Step-up Feature
* For full warranty terms and conditions, please refer to the operator's manual on www.toro.com

48 CM & 53 CM PETROL WALK MOWERS

Super Recycler

Deck Material:
Aluminum

Power Source:
Petrol

Lawn Size:
Medium - Large



IDEAL FOR MEDIUM – LARGE LAWNS (UP TO 500 m²)

FOR A PROFESSIONAL FINISH

Super Recycler mowers are Toro's best residential recycling mowers. The blade, durable cast aluminium cutting deck, and bagging system work together to deliver excellent recycling or bagging performance for a healthy, lush-looking lawn.

BLUE FEATURE EASY-TO-USE FEATURES

- MOVE AT YOUR OWN PACE** with AutoMatic Drive System
- EASILY CLEAN THE DECK** with the Washout Port
- QUICKLY STORE** with Quick Storage Handlebar
- GO FROM BAGGING TO RECYCLING** with Recycle on Demand
- ADJUST HANDLE HEIGHT** with the Height Adjustable Handlebar



RECYCLE-ON-DEMAND
Quickly switch between Recycle and Collect modes with an easy-to-use lever.



SINGLE-POINT HEIGHT OF CUT
Select the desired height of cut in one easy move. Available on models 21681 and 20838.



AUTOMATIC DRIVE SYSTEM
Senses and smoothly adjusts mower speed to your preferred walking pace. Traction Assist Handle standard on models 21681 and 20838.



STEP UP TO TORO CAST DECK MOWERS

- ✓ **RUST-PROOF**
Cast aluminum is naturally rust-proof
- ✓ **BEAUTIFUL FINISH**
Underdeck kickers create a fine mulch
- ✓ **5-YEAR WARRANTY**
Extra peace of mind

21681
€ XXX.00

20838
€ XXX.00

21690
€ XXX.00

21691
€ XXX.00

	21681	20838	21690	21691
KEY FEATURES	Height Adjustable Handlebar, Quick Storage Handlebar, Recycle on Demand, Washout Port	Height Adjustable Handlebar, Quick Storage Handlebar, Recycle on Demand, Washout Port	Height Adjustable Handlebar, Quick Storage Handlebar, Washout Port	Height Adjustable Handlebar, Quick Storage Handlebar, Washout Port
CUTTING WIDTH	48 cm	48 cm	▶ 53 cm	53 cm
ENGINE	Toro® OHV 159cc	Toro OHV 159cc	Briggs & Stratton® Series 675 EXI 163cc	Briggs & Stratton Series 675 EXI 163cc
DRIVE SYSTEM	AutoMatic Drive System, Rear Wheel Drive with Traction Assist	AutoMatic Drive System, Rear Wheel Drive with Traction Assist	AutoMatic Drive System, Rear Wheel Drive	AutoMatic Drive System, Rear Wheel Drive
STARTER	Recoil, Zone Start	▶ Recoil/Electric, Zone Start	Recoil, Zone Start	▶ Recoil/Electric, Zone Start
DECK TYPE	Aluminum	Aluminum	Aluminum	Aluminum
WARRANTY*	5-Year Limited Coverage 5-Year Guaranteed to Start	5-Year Limited Coverage 5-Year Guaranteed to Start	5-Year Limited Coverage 5-Year Guaranteed to Start	5-Year Limited Coverage 5-Year Guaranteed to Start

▶ Step-up Feature
* For full warranty terms and conditions, please refer to the operator's manual on www.toro.com

76 CM PETROL WALK MOWERS

TimeMaster®

- Deck Material:
Steel
- Power Source:
Petrol
- Lawn Size:
Extra Large





IDEAL FOR EXTRA LARGE LAWNS (1,000m² +)


MOW UP TO 40% FASTER


Cover more ground in far less time with the Dual-Force™ twin blade cutting system of the TimeMaster®. The sleek, lightweight body is surprisingly easy to maneuver, making it simple to mow around landscaping.


EASY-TO-USE FEATURES

- 

MOVE AT YOUR OWN PACE
with AutoMatic Drive System
- 

EASILY CLEAN THE DECK
with the Washout Port
- 

REDUCE RESTARTS
with Blade Brake Clutch
- 

QUICKLY STORE
with Quick Storage Handlebar
- 


ADJUST HANDLE HEIGHT
with the Height Adjustable Handlebar



AUTOMATIC DRIVE SYSTEM WITH TRACTION ASSIST
The traction assist handle keeps you mowing at a steady speed and senses and smoothly adjusts to your preferred walking pace.



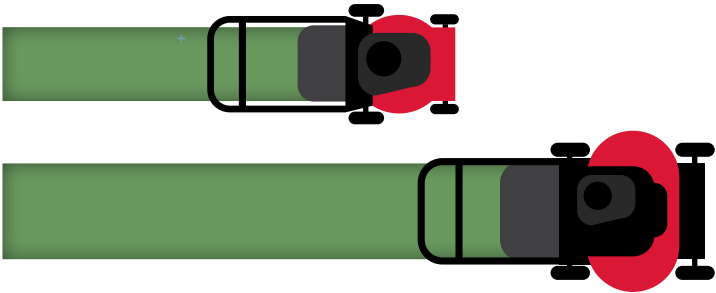
QUICK STORAGE HANDLEBAR
Handle stores vertically for easy compact storage and adjusts to ensure a comfortable mowing experience for any operator.



DUAL-FORCE™ CUTTING SYSTEM
Unique twin blade system chops clippings repeatedly into tiny bits and forces them back into the turf where they decompose quickly and provide nutrients and moisture to the soil.

SAVE UP TO 40% OF YOUR MOWING TIME

+ Time savings via wider cutting path and enhanced speed of TimeMaster vs. 53 cm Toro® mower, and will vary with mowing conditions.



21810
€ XXX.00



21811
€ XXX.00



	21810	21811
KEY FEATURES	Blade Brake Clutch, Height Adjustable Handlebar, Quick Storage Handlebar, Washout Port	Blade Brake Clutch, Height Adjustable Handlebar, Quick Storage Handlebar, Washout Port
CUTTING WIDTH	76 cm	76 cm
ENGINE	Briggs & Stratton® Series 1000 Quantum 223cc	Briggs & Stratton Series 1000 Quantum 223cc
DRIVE SYSTEM	AutoMatic Drive System, Rear Wheel Drive with Traction Assist	AutoMatic Drive System, Rear Wheel Drive with Traction Assist
STARTER	Recoil, Zone Start	▶ Recoil/Electric, Zone Start
DECK TYPE	Steel	Steel
WARRANTY*	3-Year Full Coverage 3-Year Guaranteed-to-Start	3-Year Full Coverage 3-Year Guaranteed-to-Start

▶ Step-up Feature
* For full warranty terms and conditions, please refer to the operator's manual on www.toro.com

PETROL SCARIFIER

40 cm Scarifier

Deck Material:
Steel

Power Source:
Petrol

Lawn Size:
All

NEW!



READY TO TACKLE LARGE LAWNS

Get the extra power and convenience you need to move faster around your lawn and get the job done quicker.



ADAPTS TO YOUR LAWN CONDITIONS

Use the steel spring rotor for light moss and thatch removal or the verticutter rotor to dig deeper into the soil.



EASY THATCH REMOVAL

With a large-capacity 50 L grassbag, thatch removal is quick and easy.



IMPROVE YOUR LAWN WITH DE-THATCHING

- ✓ **HEALTHY ROOTS**
Removing thick thatch allows for better air circulation to grass roots.
- ✓ **EFFICIENT FERTILIZATION**
Without thatch, fertilizer absorbs into the soil with ease.

IDEAL FOR DE-THATCHING AND REVITALIZING YOUR TURF

IMPROVE YOUR TURF HEALTH

Maintain a healthy, lush lawn with the new Toro® Scarifier. De-thatching allows for healthy root growth by making water, air, and nutrients available to the soil. Featuring a durable steel deck and the power are what you need to pull out bad thatch and eliminate moss problems.



54610
€ XXX.00

	54610
Cutting Width	40 cm
Engine/Motor	Briggs & Stratton® 163cc CR 750 Series
Drive System	Push
Starter	Recoil
Working Depth	+10 to -15 mm
Height Adjustment	Single Point
Deck Type	Steel
Grassbag Capacity	50 L
Rotors	1 x 24 steel springs 1 x 18 verticutter
Weight	41 kg^
Warranty*	TBC^

^ To Be Confirmed : New product information as of September 2020. Specifications subject to change.
* For full warranty terms and conditions, please refer to the operator's manual on www.toro.com



ZERO-TURN RIDING MOWERS

Toro riding lawn mowers give homeowners exceptional durability and control while riding on a swift, comfortable machine. Owners of our zero-turn radius riding mowers report an average time savings of 50% over their previous mower. You'll not only have more time to enjoy, you'll extend the working life of your mower.

TIMECUTTER®

Time-Saving, Extra Comfortable
and Convenient

PAGES 32-33



TimeCutter MX 5075T
74694



TimeCutter ZS 3200S
74682



TimeCutter ZS 4200S
74685



TimeCutter ZS 4200T
74687



TimeCutter MX 4275T
74690

TITAN®

Professional Grade Results,
Durable, and Comfortable

PAGES 34-35



Titan XS 5450
74889



Titan X 4850
74874



Titan XS 4850
74887



Titan X 5450
74877

TIMECUTTER®

81 cm, 107 cm & 127 cm Zero-Turn Mowers

Deck Material:
Steel

Power Source:
Petrol

Lawn Size:
**up to
10 000m²**



IDEAL FOR LAWNS UP TO 10,000 m²

LESS TIME MOWING, MORE TIME LIVING

CUT MOWING TIME UP TO 50%[^]

Don't let overgrown grass slow your summer plans. Toro's TimeCutter riding mower allows you to create both a beautiful lawn and saves you up to 50% more time[^] than ever to enjoy what matters most to you.

TRADITIONAL TRACTOR

ZERO-TURN MOWER



HASSLE-FREE MAINTENANCE
Spend less time maintaining your mower with tool-less oil change and filter, and belt cover. Simply unlatch the belt cover and easily sweep away debris to prevent deck corrosion and belt wear. Self-cleaning air filter keeps the engine running smoothly and efficiently.

RIDE IN STYLE
Tackle tough jobs with style while you mow with a handcrafted seat that provides the ultimate in padding and back support.

NO MORE ROCKY RIDES
Save your body from the toughest terrain and avoid slow mowing speeds with the MyRide® suspension system*. MyRide keeps you perched above the action, and any blows from your lawn are absorbed by the mower, not you.
*available on select models.



EASY CLEANING
Blast away grass and mud buildup, and other debris under your cutting deck with washout ports you can directly attach to your garden hose.



74682
€ XXX.00

74685
€ XXX.00

74687
€ XXX.00

74690
€ XXX.00

74694
€ XXX.00

	TIMECUTTER ZS 3200S	TIMECUTTER ZS 4200S	TIMECUTTER ZS 4200T	TIMECUTTER MX 4275T	TIMECUTTER MX 5075T
KEY FEATURES	Smart Speed®, Hitch Kit, Washout Port	▶ Smart Speed, Onboard Storage, Hitch Kit, Washout Port, 41 cm High Back Comfort Seat	Smart Speed, Onboard Storage, Hitch Kit, Washout Port, 41 cm High Back Comfort Seat	▶ MyRIDE®, Smart Speed, Hitch Kit, Washout Port, 46 cm High Back Comfort Seat with Armrests, Fabricated Deck	▶ MyRIDE, Smart Speed, Hitch Kit, Washout Port, 46 cm High Back Comfort Seat with Armrests, Deck Foot Lift, Fabricated Deck
CUTTING WIDTH	81 cm	▶ 107 cm	107 cm	107 cm	▶ 127 cm
ENGINE	Toro® 452cc Single	Toro 452cc Single	▶ Toro 708cc V Twin	Toro 708cc V Twin	Toro 708cc V Twin
TRANSMISSION SYSTEM	Dual Hydrostatic	Dual Hydrostatic	Dual Hydrostatic	Dual Hydrostatic	Dual Hydrostatic
DECK TYPE	Stamped: 1-Blade; Recycler, Side Discharge	Stamped: 2-Blade; Recycler, Side Discharge	Stamped: 2-Blade; Recycler, Side Discharge	▶ Fabricated: 2-Blade; Recycler, Side Discharge	Fabricated: 3-Blade; Recycler, Side Discharge
WARRANTY*	3-Year Limited	3-Year Limited	3-Year Limited	3-Year Limited	3-Year Limited

▶ Step-up Feature
[^] Time savings based on survey of consumers who purchased TimeCutters from 1/1/18-9/30/19. Time savings will vary.
* For full warranty terms and conditions, please refer to the operator's manual on www.toro.com

TITAN®

122 cm & 137 cm Zero-Turn Mowers

Deck Material:
Steel

Power Source:
Petrol

Lawn Size:
10,000m²+



IDEAL FOR LAWNS UP TO 10,000+ m²

BE YOUR OWN
LAWN CARE PRO

BUILT FOR THE TOUGHEST CONDITIONS

Take reign over your domain with a machine fit for the toughest job. Built for tough conditions, the 50 grade 10-gauge high strength cutting deck with bull nose reinforced leading edge is ready for the toughest hits. The Titan will give you professional-level performance and will keep your garden looking better than ever for years to come.



NO MORE ROCKY RIDES

Save your body from the toughest terrain and avoid slow mowing speeds with the MyRide® suspension system*. MyRide keeps you perched above the action, and any blows from your lawn are absorbed by the mower, not you.
**available on select models.*



HASSLE-FREE MAINTENANCE

Spend less time maintaining your mower with tool-less oil change and filter. Simply flip open the air filter to replace it, and the easy removal of the oil drain tube allows for fast drainage and refilling.

HANDCRAFTED COMFORT

Ride your mower in style with a handcrafted high-back seat with arm rests and Toro's iconic bullhorn logo. You can trust your seat provides the ultimate in padding and back support.



GET A GRIP

Keep your grip and remove excess mud from your shoes with a cast aluminum stomp pad.



74874
€ XXX.00

74887
€ XXX.00

74877
€ XXX.00

74889
€ XXX.00

	TITAN X 4850	TITAN XS 4850	TITAN X 5450	TITAN XS 5450
KEY FEATURES	Hitch Kit, Hourmeter, Deck Foot Lift, 46 cm High Back Comfort Seat with Armrests, Fabricated Deck	► MyRIDE®, Hitch Kit, Hourmeter, Deck Foot Lift, 46 cm High Back Comfort Seat with Armrests, Fabricated Deck	Hitch Kit, Hourmeter, Deck Foot Lift, 46 cm High Back Comfort Seat with Armrests, Fabricated Deck	► MyRIDE, Hitch Kit, Hourmeter, Deck Foot Lift, 46 cm High Back Comfort Seat with Armrests, Fabricated Deck
CUTTING WIDTH	122 cm	122 cm	► 137 cm	137 cm
ENGINE	Toro® 708cc V Twin	Toro 708cc V Twin	Toro 708cc V Twin	Toro 708cc V Twin
TRANSMISSION SYSTEM	Dual Hydrostatic with Charge Pumps	Dual Hydrostatic with Charge Pumps	Dual Hydrostatic with Charge Pumps	Dual Hydrostatic with Charge Pumps
DECK TYPE	Fabricated: 3-Blade; Recycler, Side Discharge	Fabricated: 3-Blade; Recycler, Side Discharge	Fabricated: 3-Blade; Recycler, Side Discharge	Fabricated: 3-Blade; Recycler, Side Discharge
WARRANTY*	3-Year Limited	3-Year Limited	3-Year Limited	3-Year Limited

► Step-up Feature
* For full warranty terms and conditions, please refer to the operator's manual on www.toro.com

ENHANCE YOUR MOWING EXPERIENCE

The lineup of Toro® mowers won't change how often you mow, but they will change how well you mow. Enhance your mowing experience by adding accessories to your Toro mower.



PRODUCT COVER

PART#	DESCRIPTION
490-7461	For 76 cm Toro WPMs
490-7462	For all 46–55 cm Toro WPMs
490-2012	For Toro SmartStow® in storage position
490-7516	For TimeCutter
137-7012	For Titan



STRIPING KITS

PART#	DESCRIPTION
20601	For all 50 – 55 cm Toro WPM
20602	For 76 cm Toro WPM



TRACTION ASSIST HANDLE

PART#	DESCRIPTION
108-8120	Super Recycler & Recycler mowers with AutoMatic Drive System (clamp-on)




SEAT COVER

PART#	DESCRIPTION
117-0096	For TimeCutter and Titan models without armrests
117-0097	For TimeCutter and Titan models with armrests



TORO MESH UTILITY BAG

PART#	DESCRIPTION
490-7318	Toro® Small Walk Behind Bag
490-7322	Large Walk Behind Bag (no logo)
490-7325	Small Walk Behind Bag (no logo)



ANTI-VIBRATION FLOOR MAT

PART#	DESCRIPTION
132-6921	TimeCutter ZS, 81 cm
140-2060	TimeCutter ZS, 107 cm




DECK LIFT ASSIST KIT

PART#	DESCRIPTION
79010	For TimeCutter, 81 cm
140-2059	For TimeCutter, 107 cm & 127 cm



TWIN BAGGER

PART#	DESCRIPTION
79390	For TimeCutter ZS, 81 cm
79410	For TimeCutter ZS, 107 cm
79411	For TimeCutter ZS, 107 cm, MyRide®
79412	For TimeCutter ZS, 127 cm, MyRide®
79346	For Titan



LEAF BAG ENHANCEMENT KIT

PART#	DESCRIPTION
139-7478	TimeCutter
140-5121	Titan, 122 cm
140-5122	Titan, 137 cm



SUNSHADE

PART#	DESCRIPTION
79011	TimeCutter, 81 cm
140-2054	TimeCutter, 107cm & 127cm
137-7011	Titan, 122 cm & 137 cm




ARMRESTS

PART#	DESCRIPTION
140-2058	For TimeCutter ZS, 107



ROPS KIT

PART#	DESCRIPTION
79485	For TimeCutter
139-2638	For Titan



GUTTER CLEANING KIT

PART#	DESCRIPTION
51667	For Ultra and UltraPlus



SPRING BUCKET

PART#	DESCRIPTION
29210	3.8 liter (43 gallon) capacity

TORO® GENUINE PARTS

Protect the reliability and productivity of your equipment with parts designed specifically for your Toro® products. Made from premium materials and engineered to enhance the safety and performance of your Toro equipment, every part we ship comes with a one-year full warranty.



MAINTENANCE KITS

Perform regular maintenance including replacing the air filter, spark plug and oil each season to ensure optimum performance. Kits include: 532 mL (18 oz.) bottle of oil, replacement air filter, spark plug and petrol stabilizer.


PART#	DESCRIPTION
20234	Maintenance Kit: Briggs & Stratton® Engine
20239	Maintenance Kit: Toro® Engine (2012 & prior)
20240	Maintenance Kit: Toro Engine (2013 - 2016)
139-0650	Maintenance Kit, Single Cylinder (TimeCutter)
139-0649	Maintenance Kit, Twin Cylinder (TimeCutter)
139-0646	Maintenance Kit, Twin Cylinder (Titan)



GENUINE TORO BLADES

Keeping your mower blade sharp will give you the best quality of cut, and Toro has the right blade for every application and turf condition. Using sharp, genuine Toro mower blades will help produce a crisp, quality cut and contribute to the ongoing vitality of your garden – everytime you mow.

PART #	DESCRIPTION	CATEGORY
108-3759-03	Bagging Blade	53 cm Super Recycler
131-4547-03	Atomic® Blade	55 cm Recycler® (FWD, RWD & AWD)
120-9500-03	Atomic Medium Lift Blade	76 cm TimeMaster®
20120P	Blade Kit (includes 2 medium lift blades)	76 cm TimeMaster
116-6358-03	Individual Atomic Hi-lift Blade	76 cm TimeMaster
20122P	Atomic Blade Kit (includes 2 Hi-lift blades)	76 cm TimeMaster
80-4430-03	81 cm TimeCutter Blade	81 cm TimeCutter
117-5376-03	107 cm TimeCutter Blade Kit (2 blades)	107 cm TimeCutter
115-5062-03	102 cm TimeCutter Blade Kit (3 blades)	127 cm TimeCutter
117-7278-03	122 cm Titan Blade	122 cm Titan
115-4999-03	137 cm Titan Blade	137 cm Titan



TORO® OIL & PREMIUM FUEL TREATMENT

To maximize the performance of your Toro product, we highly recommend using Toro oil, which has been specifically formulated for best results.

PART#	DESCRIPTION
38916	Toro Standard SAE Oil (.53 L bottle)
38903	Toro Standard SAE Oil (1 L bottle)
131-6572	Toro Premium Fuel Treatment (.35 L bottle)



REPLACEMENT BAGS

Replace your worn or damaged bag to keep delivering a beautiful after-cut appearance with your Toro walk behind mower.

PART #	DESCRIPTION	CATEGORY
111-4025	Replacement Bag	41 cm Recycler®
134-0149	Replacement Bag	46 cm Recycler
117-9365	Replacement Bag	48 cm Super Recycler
110-7255	Replacement Bag	48 cm Recycler
117-4191	Replacement Bag	53 cm Super Bagger
130-6744	Replacement Bag	53 cm Recycler
114-2664	Replacement Bag	53 cm Super Recycler & AWD
115-4673	Replacement Bag	55 cm Recycler RWD
59305	Replacement Bag	55 cm Recycler FWD
121-5770	Replacement Bag	76 cm TimeMaster™
111-0045-03	Bag Frame only	41 cm Recycler
134-0138	Bag Frame only	46 cm Recycler
114-5374	Bag Frame only	48 cm Recycler
117-9363-03	Bag Frame only	48 cm Super Recycler
131-9697-03	Bag Frame only	53 cm Recycler
112-8750-03	Bag Frame only	53 cm Super Bagger
132-4529-03	Bag Frame only	53 cm Super Recycler
114-2679-03	Bag Frame only	55 cm Recycler RWD
132-4483-03	Bag Frame only	55 cm Recycler AWD
121-5766-03	Bag Frame only	76cm TimeMaster



LAWN SIZE	SMALL up to 200 m²	SMALL up to 300 m²		MEDIUM up to 500 m²	LARGE up to 1000 m²	
	60V RECYCLER® 21836	60V RECYCLER 21843	60V RECYCLER 21844	60V SUPER RECYCLER 21848	60V RECYCLER 21852	60V RECYCLER 21863 60V RECYCLER 21863T
KEY FEATURES	RunSmart™, 2-Speed Switch (RunSmart/Max Speed), Mulch Plug, Quick Storage Handlebar, SmartStow®	RunSmart, 2-Speed Switch (RunSmart/Max Speed), Mulch Plug, Quick Storage Handlebar, SmartStow	RunSmart, 2-Speed Switch (RunSmart/Max Speed), Mulch Plug, Quick Storage Handlebar, SmartStow	RunSmart, 2-Speed Switch (RunSmart/Max Speed), Height Adjustable Handlebar, Quick Storage Handlebar, Washout Port	RunSmart, 2-Speed Switch (RunSmart/Max Speed), SmartStow, Integrated Mulch Plug	RunSmart, SmartStow, Height Adjustable Handlebar, Recycle on Demand, Washout Port
CUTTING WIDTH	36 cm	▶ 43 cm	43 cm	▶ 48 cm	▶ 52 cm	▶ 55 cm
MOTOR	600W Brushless 60V	▶ 850W Brushless 60V	850W Brushless 60V	▶ 1.5 kW Brushless 60V	1.5 kW Brushless 60V	▶ 2 kW Brushless 60V
TORO 60V BATTERY	L135 Battery Included 60V 2.5 Ah 135 Wh	▶ L216 Battery Included 60V 4.0 Ah 216 Wh	L216 Battery Included 60V 4.0 Ah 216 Wh	▶ L324 Battery Included 60V 6.0 Ah 324 Wh	L324 Battery Included 60V 6.0 Ah 324 Wh	L324 Battery Included 60V 6.0 Ah 324 Wh Battery Sold Separately
TORO 60V CHARGER	Charger Included	Charger Included	Charger Included	Charger Included	Charger Included	Charger Included Charger Sold Separately
DRIVE SYSTEM	Push	Push	▶ Variable Speed	▶ AutoMatic Drive System, Rear Wheel Drive w/ Traction Assist	Variable Speed, Rear Wheel Drive	▶ AutoMatic Drive System, Rear Wheel Drive
STARTER	Push Button	Push Button	Push Button	Push Button	Push Button	Push Button
HEIGHT OF CUT	1-point, 19–70 mm	1-point, 19–70 mm	1-point, 19–70 mm	1-point, 25–102 mm	2-point, 32–95 mm	4-point, 25–102 mm
DECK TYPE	Polymer	Polymer	Polymer	▶ Aluminum	▶ Steel	Steel
WEIGHT	TBC*	26.3 kg (with L135 Battery)	28.4 kg (with L216 Battery)	37 kg (with L324 Battery)	32 kg (with L324 Battery)	36 kg (with L324 Battery) 33 kg (without Battery)
GRASSBAG CAPACITY	40 L	▶ 50 L	50 L	▶ 60 L	▶ 70 L	70 L
DIMENSIONS (Length x Width x Height, mm)						
COLLAPSED	TBC*	TBC*	TBC*	965 x 597 x 432	965 x 581 x 432	1029 x 597 x 406
ASSEMBLED	1306 x 417 x 1073	1362 x 485 x 1085	1362 x 485 x 1085	1520 x 530 x 1090	1400 x 560 x 1020	1500 x 580 x 1070
WARRANTY HOME OWNER*	3-Year Full Coverage	3-Year Full Coverage	3-Year Full Coverage	3-Year Full Coverage, 5-Year Deck	3-Year Full Coverage	3-Year Full Coverage
WARRANTY COMMERCIAL*	30 Days	30 Days	30 Days	30 Days	30 Days	30 Days

BLADE ACCELERATOR	-	-	-	Standard	-	Standard
DECK KICKERS	-	-	-	Standard	-	Standard
WHEEL BEARINGS	Standard	Standard	Standard	Standard	-	-
DUAL BLADES	-	-	-	-	-	-
TRACTION ASSIST	-	-	-	Standard	-	Optional
2-IN-1 BAG, RECYCLE	Standard	Standard	Standard	Standard	-	-
3-IN-1 BAG, RECYCLE, SIDE DISCHARGE	-	-	-	-	Standard	Standard



LAWN SIZE	SMALL up to 200 m²	MEDIUM up to 500 m²	LARGE up to 1000 m²			
	RECYCLER® 20944	RECYCLER 21750	RECYCLER 21751	RECYCLER 21761	RECYCLER 21762	RECYCLER 21763
KEY FEATURES	Washout Port	Integrated Mulch Plug	Integrated Mulch Plug	SmartStow®, Washout Port	Height Adjustable Handlebar, Recycle on Demand, Washout Port	Height Adjustable Handlebar, Recycle on Demand, Washout Port
CUTTING WIDTH	46 cm	▶ 53 cm	53 cm	▶ 55 cm	55 cm	55 cm
ENGINE	Toro® OHV 159cc	Briggs & Stratton® Series 675 EXI 163cc	Briggs & Stratton Series 675 EXI 163cc	Briggs & Stratton Series 675 EXI 163cc	Briggs & Stratton Series 675 EXI 163cc	Briggs & Stratton Series 675 EXI 163cc
DRIVE SYSTEM	Fixed Speed, Rear-Wheel Drive	▶ Variable Speed, Rear-Wheel Drive	Variable Speed, Rear-Wheel Drive	Variable Speed, Front-Wheel Drive, High Wheel	▶ AutoMatic Drive System, Rear-Wheel Drive	AutoMatic Drive System, Rear-Wheel Drive
STARTER	Recoil, Zone Start	Recoil, Zone Start	▶ Electric / Recoil, Zone Start	Recoil, Zone Start	Recoil, Zone Start	▶ Electric / Recoil, Zone Start
HEIGHT OF CUT	1-point, 25-70 mm	2-point, 32-95 mm	2-point, 32-95 mm	4-point, 25-105 mm	4-point, 25-105 mm	4-point, 25-105 mm
DECK TYPE	Steel	Steel	Steel	Steel	Steel	Steel
WEIGHT	29 kg	30 kg	34 kg	35 kg	36 kg	40 kg
GRASSBAG CAPACITY	55 L	▶ 70 L	70 L	▶ 74 L	74 L	74 L
FUEL TANK CAPACITY	1.0 L	0.95 L	0.95 L	0.9 L	0.9 L	0.9 L
DIMENSIONS (Length x Width x Height, mm)						
COLLAPSED	1230 x 530 x 560	965 x 581 x 432	965 x 581 x 432	990 x 602 x 445	1029 x 597 x 406	1029 x 597 x 406
ASSEMBLED	1480 x 530 x 1050	1400 x 560 x 1020	1400 x 560 x 1020	1500 x 580 x 1070	1500 x 580 x 1070	1500 x 580 x 1070
WARRANTY HOME OWNER*	2 Year Full Coverage* 2 Year Guaranteed to Start*	2 Year Full Coverage*	2 Year Full Coverage*	2 Year Full Coverage* 2 Year Guaranteed to Start*	2 Year Full Coverage* 2 Year Guaranteed to Start*	2 Year Full Coverage* 2 Year Guaranteed to Start*
WARRANTY COMMERCIAL*	30 Days	90 Days	90 Days	90 Days	90 Days	90 Days

BLADE ACCELERATOR	-	-	-	▶ Standard	Standard	Standard
DECK KICKERS	-	-	-	▶ Standard	Standard	Standard
WHEEL BEARINGS	Standard	-	-	-	-	-
DUAL BLADES	-	-	-	-	-	-
TRACTION ASSIST	-	-	-	-	▶ Optional	Optional
2-IN-1 BAG, RECYCLE	-	-	-	-	-	-
3-IN-1 BAG, RECYCLE, SIDE DISCHARGE	Standard (Rear Discharge)	Standard	Standard	Standard	Standard	Standard



LAWN SIZE	LARGE up to 1000 m²				
	RECYCLER® 21764	RECYCLER 21765	ALL-WHEEL DRIVE RECYCLER 21766	POWERVERSE® RECYCLER 20964	POWERVERSE RECYCLER 21768
KEY FEATURES	Blade Brake Clutch, Height Adjustable Handlebar, Recycle on Demand, Washout Port	SmartStow, Recycle on Demand, Washout Port	Recycle on Demand, Washout Port	PoweReverse, Height Adjustable Handlebar, Washout Port, Recycle on Demand	PoweReverse, Iso-Flex® Handlebar, SmartStow, Height Adjustable Handle, Washout Port, Recycle on Demand
CUTTING WIDTH	55 cm	55 cm	55 cm	55 cm	55 cm
ENGINE/MOTOR	Briggs & Stratton Series 675 EXI 163cc	Briggs & Stratton Series 675 EXI 163cc	Briggs & Stratton Series 675 EXI 163cc	Briggs & Stratton Series 675 EXI 163cc	Briggs & Stratton Series 675 EXI 163cc
DRIVE SYSTEM	AutoMatic Drive System, Rear-Wheel Drive	AutoMatic Drive System, Rear-Wheel Drive	AutoMatic Drive System w/ Traction Assist, All-Wheel Drive	► AutoMatic Drive System w/PoweReverse	AutoMatic Drive System w/ PoweReverse, High Wheel
STARTER	Recoil, Zone Start	Recoil, Zone Start	Recoil, Zone Start	Recoil, Zone Start	Recoil, Zone Start
HEIGHT OF CUT	4-point, 25–102 mm	4-point, 25–102 mm	4-point, 25-102 mm	4-point, 25-102 mm	4-point, 25-102 mm
DECK TYPE	Steel	Steel	Steel	Steel	Steel
WEIGHT	40 kg	40 kg	34 kg	35 kg	38 kg
GRASSBAG CAPACITY	74 L	74 L	74 L	74 L	74 L
FUEL TANK CAPACITY	0.9 L	0.9 L	0.9 L	0.9 L	0.9 L
DIMENSIONS (Length x Width x Height, mm)					
COLLAPSED	1029 x 597 x 406	1029 x 597 x 406	1029 x 597 x 406	1029 x 597 x 406	1030 x 597 x 406
ASSEMBLED	1500 x 580 x 1070	1500 x 580 x 1070	1500 x 580 x 1070	1500 x 580 x 1070	1500 x 580 x 1070
WARRANTY HOME OWNER*	2 Year Full Coverage* 2 Year Guaranteed to Start*	2 Year Full Coverage* 2 Year Guaranteed to Start*	2 Year Full Coverage* 2 Year Guaranteed to Start*	2 Year Full Coverage* 2 Year Guaranteed to Start*	2 Year Full Coverage* 2 Year Guaranteed to Start*
WARRANTY COMMERCIAL*	90 Days	90 Days	90 Days	90 Days	90 Days

BLADE ACCELERATOR	Standard	Standard	Standard	Standard	Standard
DECK KICKERS	Standard	Standard	Standard	Standard	Standard
WHEEL BEARINGS	-	-	-	-	-
DUAL BLADES	-	-	-	-	Standard
TRACTION ASSIST	Optional	Optional	Standard	Standard	Optional
2-IN-1 BAG, RECYCLE	-	-	-	-	-
3-IN-1 BAG, RECYCLE, SIDE DISCHARGE	Standard	Standard	Standard	Standard	Standard



LAWN SIZE	MEDIUM up to 500 m²	EXTRA LARGE over 1000 m²				
	SUPER RECYCLER 21681	SUPER RECYCLER 20838	SUPER RECYCLER 21690	SUPER RECYCLER 21691	TIMEMASTER® 21810	TIMEMASTER 21811
KEY FEATURES	Height Adjustable Handlebar, Quick Storage Handlebar, Recycle on Demand, Washout Port	Height Adjustable Handlebar, Quick Storage Handlebar, Recycle on Demand, Washout Port	Height Adjustable Handlebar, Quick Storage Handlebar, Washout Port	Height Adjustable Handlebar, Quick Storage Handlebar, Washout Port	Blade Brake Clutch, Height Adjustable Handlebar, Quick Storage Handlebar, Washout Port	Blade Brake Clutch, Height Adjustable Handlebar, Quick Storage Handlebar, Washout Port
CUTTING WIDTH	48 cm	48 cm	► 53 cm	53 cm	► 76 cm	76 cm
ENGINE/MOTOR	Toro® OHV 159cc	Toro OHV 159cc ES	Briggs & Stratton® Series 675 EXI 163 cc	Briggs & Stratton Series 675 EXI 163 cc	Briggs & Stratton Series 1000 Quantum 223cc	Briggs & Stratton Series 1000 Quantum 223cc
DRIVE SYSTEM	AutoMatic Drive System w/ Traction Assist, Rear-Wheel Drive	AutoMatic Drive System w/ Traction Assist, Rear-Wheel Drive	AutoMatic Drive System, Rear-Wheel Drive	AutoMatic Drive System, Rear-Wheel Drive	AutoMatic Drive System w/ Traction Assist, Rear-Wheel Drive	AutoMatic Drive System w/ Traction Assist, Rear-Wheel Drive
STARTER	Recoil, Zone Start	► Recoil/Electric, Zone Start	Recoil, Zone Start	► Recoil/Electric, Zone Start	Recoil, Zone Start	► Recoil/Electric, Zone Start
HEIGHT OF CUT	1-point, 25–102 mm	1-point, 25–102 mm	4-point, 32-108 mm	4-point, 32-108 mm	2-point, 32-108 mm	2-point, 32-108 mm
DECK TYPE	Aluminum	Aluminum	Aluminum	Aluminum	► Steel	Steel
WEIGHT	37 kg	37 kg	37 kg	41 kg	62 kg	65 kg
GRASSBAG CAPACITY	60 L	60 L	► 65 L	65 L	► 88 L	88 L
FUEL TANK CAPACITY	1.1 L	1.1 L	0.9 L	0.9 L	► 1.1 L	1.1 L
DIMENSIONS (Length x Width x Height, mm)						
COLLAPSED	965 x 597 x 432	965 x 597 x 432	1321 x 581 x 406	1321 x 581 x 406	1041 x 813 x 533	1041 x 813 x 533
ASSEMBLED	1520 x 530 x 1090	1520 x 530 x 1090	1650 x 560 x 1040	1650 x 560 x 1040	1630 x 810 x 1120	1630 x 810 x 1120
WARRANTY HOME OWNER*	5-Year Limited Coverage* 5-Year Guaranteed to Start*	5-Year Limited Coverage* 5-Year Guaranteed to Start*	5-Year Limited Coverage* 5-Year Guaranteed to Start*	5-Year Limited Coverage* 5-Year Guaranteed to Start*	3 Year Full Coverage* 3 Year Guaranteed to Start*	3 Year Full Coverage* 3 Year Guaranteed to Start*
WARRANTY COMMERCIAL*	90 Days	90 Days	90 Days	90 Days	90 Days	90 Days

BLADE ACCELERATOR	Standard	Standard	Standard	Standard	-	-
DECK KICKERS	Standard	Standard	Standard	Standard	-	-
WHEEL BEARINGS	Standard	Standard	-	-	Standard	Standard
DUAL BLADES	-	-	-	-	Standard	Standard
TRACTION ASSIST	Standard	Standard	-	-	Standard	Standard
2-IN-1 BAG, RECYCLE	Standard	Standard	-	-	-	-
3-IN-1 BAG, RECYCLE, SIDE DISCHARGE	-	-	Standard	Standard	Standard	Standard



LAWN SIZE	UP TO 5000 m²	UP TO 7000 m²			UP TO 10,000 m²
	TIMECUTTER® ZS 3200S 74682	TIMECUTTER ZS 4200S 74685	TIMECUTTER ZS 4200T 74687	TIMECUTTER MX 4275T 74690	TIMECUTTER MX 5075T 74694
KEY FEATURES	Smart Speed®, Hitch Kit, Washout Port	▶ Smart Speed, Onboard Storage, Hitch Kit, Washout Port	Smart Speed, Onboard Storage, Hitch Kit, Washout Port	▶ MyRide®, Smart Speed, Hitch Kit, Washout Port	▶ MyRide, Smart Speed, Hitch Kit, Washout Port
CUTTING WIDTH	81 cm	▶ 107 cm	107 cm	107 cm	▶ 127 cm
DECK CONSTRUCTION	Stamped Deck	Stamped Deck	Stamped Deck	▶ Fabricated Deck	Fabricated Deck
ENGINE	Toro® 452cc Single	Toro 452cc Single	▶ Toro 708cc V Twin	Toro 708cc V Twin	Toro 708cc V Twin
TRANSMISSION	Dual Hydrostatic	Dual Hydrostatic	Dual Hydrostatic	Dual Hydrostatic	Dual Hydrostatic
HEIGHT OF CUT	38 - 114 mm	38 - 114 mm	38 - 114 mm	38 - 114 mm	38 - 114 mm
GRASSBAG CAPACITY	Optional, 227 L	Optional, 227 L	Optional, 227 L	Optional, 227 L	Optional, 227 L
WEIGHT	203 kg	232 kg	247 kg	267 kg	288 kg
FUEL TANK CAPACITY	11.3 L	11.3 L	11.3 L	11.3 L	11.3 L
TIRE DIMENSIONS FRONT REAR	28 cm x 10 cm Ribbed 46 cm x 15 cm - 20 cm	28 cm x 10 cm Smooth 46 cm x 19 cm - 20 cm	28 cm x 10 cm Smooth 46 cm x 19 cm - 20 cm	28 cm x 10 cm Smooth 46 cm x 19 cm - 20 cm	28 cm x 15 cm Smooth 46 cm x 24 cm - 20 cm
WARRANTY HOME OWNER*	3-Year, Limited Coverage	3-Year, Limited Coverage	3-Year, Limited Coverage	3-Year, Limited Coverage	3-Year, Limited Coverage
WARRANTY COMMERCIAL*	30 Days	30 Days	30 Days	30 Days	30 Days

ARMRESTS	-	-	-	Standard	Standard
ANTI-SCALP ROLLERS	-	Standard	Standard	Standard	Standard
HITCH KIT	Standard	Standard	Standard	Standard	Standard
RECYCLER®	Standard	Standard	Standard	Standard	Standard
WASHOUT PORT	Standard	Standard	Standard	Standard	Standard
DUAL HEADLIGHTS	-	Optional	Optional	Optional	Optional
SEAT - BACK HEIGHT	38 cm	▶ 41 cm	41 cm	▶ 46 cm	46 cm
SEAT ADJUSTMENT	-	-	-	Lever Slide	Lever Slide
ANTI-VIBRATION MAT	Optional	Optional	Optional	Optional	Optional
KIT - TWIN BAGGER	Optional Powered Bagger Kit	Optional Powered Bagger Kit	Optional Powered Bagger Kit	Optional Powered Bagger Kit	Optional Powered Bagger Kit
DECK LIFT	Hand-lift Standard, Foot-lift Optional	Hand-lift Standard, Foot-lift Optional	Hand-lift Standard, Foot-lift Optional	Hand-lift Standard, Foot-lift Optional	Hand-lift Standard, Foot-lift Standard



LAWN SIZE	UP TO 10,000 m² +			
	TITAN® X 4850 74874	TITAN XS 4850 74887	TITAN X 5450 74877	TITAN XS 5450 74889
KEY FEATURES	Hitch Kit, Hourmeter	▶ MyRide®, Hitch Kit, Hourmeter	Hitch Kit, Hourmeter	▶ MyRide®, Hitch Kit, Hourmeter
CUTTING WIDTH	122 cm	122 cm	▶ 137 cm	137 cm
DECK CONSTRUCTION	Fabricated Deck	Fabricated Deck	Fabricated Deck	Fabricated Deck
ENGINE	Toro® 708cc V Twin	Toro 708cc V Twin	Toro 708cc V Twin	Toro 708cc V Twin
TRANSMISSION	Dual Hydrostatic	Dual Hydrostatic	Dual Hydrostatic	Dual Hydrostatic
HEIGHT OF CUT	38 - 114 mm	38 - 114 mm	38 - 114 mm	38 - 114 mm
GRASSBAG CAPACITY	Optional, 227 L	Optional, 227 L	Optional, 227 L	Optional, 227 L
WEIGHT	344 kg	360 kg	351 kg	373 kg
FUEL TANK CAPACITY	18.9 L	18.9 L	18.9 L	18.9 L
TIRE DIMENSIONS FRONT REAR	33 cm x 16.5 cm Smooth 56 cm x 28 cm	33 cm x 16.5 cm Smooth 56 cm x 28 cm	33 cm x 16.5 cm Smooth 56 cm x 28 cm	33 cm x 16.5 cm Smooth 56 cm x 28 cm
WARRANTY HOME OWNER*	3-Year, Limited Coverage	3-Year, Limited Coverage	3-Year, Limited Coverage	3-Year, Limited Coverage
WARRANTY COMMERCIAL*	30 Days	30 Days	30 Days	30 Days

ARMRESTS	Standard	Standard	Standard	Standard
ANTI-SCALP ROLLERS	Standard, 3	Standard, 3	Standard, 3	Standard, 3
HITCH KIT	Standard	Standard	Standard	Standard
RECYCLER®	Standard	Standard	Standard	Standard
WASHOUT PORT	-	-	-	-
DUAL HEADLIGHTS	Optional LED Kit	Optional LED Kit	Optional LED Kit	Optional LED Kit
SEAT - BACK HEIGHT	46 cm	46 cm	46 cm	46 cm
SEAT ADJUSTMENT	Lever Slide - 6 Positions, 10cm Travel	Lever Slide - 6 Positions, 10cm Travel	Lever Slide - 6 Positions, 10cm Travel	Lever Slide - 6 Positions, 10cm Travel
ANTI-VIBRATION MAT	Standard	Standard	Standard	Standard
KIT - TWIN BAGGER	Optional Powered Bagger Kit	Optional Powered Bagger Kit	Optional Powered Bagger Kit	Optional Powered Bagger Kit
DECK LIFT	Foot-lift Standard	Foot-lift Standard	Foot-lift Standard	Foot-lift Standard



Every product that carries the Toro® brand is backed by over 100 years of history, innovation and timeless dependability. We never stop investing in research and development to give our customers the latest features. That's why Toro is one of the best-known, most trusted brands in the business. We also stand behind our products with a global network of knowledgeable dealers for parts and service support.

The Brand Professionals Trust.



Count on it.



toro.com
Worldwide Headquarters
The Toro Company
8111 Lyndale Ave. So.
Bloomington, MN 55420 U.S.A.
Phone: (1) 952 888 8801
Fax: (1) 952 887 8258

©2021 The Toro Company.
All Rights Reserved.

21-502-MASTER

Products depicted in this literature are for demonstration purposes only. Actual products offered for sale may vary in use, design, required attachments and safety features. We reserve the right to improve our products and make changes in specifications, design and standard equipment without notice and without incurring obligation. See your distributor for details on all our warranties.



facebook.com/TheToroCompany
twitter.com/TheToroCompany
youtube.com/ToroCompanyEurope

