

2026 CATALOG

BATTERY MOWERS & YARD TOOLS

60V^{MAX} BATTERY



TORO[®]

WALK POWER MOWERS | ZERO-TURN MOWERS
YARD TOOLS | SNOW BLOWERS

Count on it.

*Battery manufacturer rating = 60V maximum & 54V typical usage. Actual voltage varies with load.



ALL-SEASON POWER FULLY INTERCHANGEABLE BATTERY

Cordless power this amazing deserves a line of tools as equally amazing. And they all need to work together—in high-powered harmony. Done and done. Just like every job on your yard to-do list.



WALK MOWERS

RECYCLER[®] | SUPER RECYCLER[®] | eTIMEMASTER[®]

America's #1 Walk Mower Brand*

Exclusive features such as Personal Pace[®] Auto-Drive, SmartStow[®], and Vortex[™] Technology
Lightweight synthetic, durable steel, and rust-proof, cast-aluminum deck options



ZERO-TURN MOWERS

eTIMECUTTER[™]

Save yourself from a rough terrain-driven beating with our MyRIDE[®] Suspension System.
The heavy duty steel IronForged[®] Deck doesn't flinch no matter what you throw its way.
Powered by 4-6 removable 60V Max* Flex-Force batteries



SNOW BLOWERS

POWER SHOVEL[™] | POWER CLEAR[®] | SNOWMASTER[®] | POWER MAX[®]

America's #1 Snow Blower Brand†

Self-propelled power takes the burden off your legs and back
Panoramic LED lighting fires up from dawn till dusk



PORTABLE POWER TOOLS

BLOWERS | TRIMMERS | CHAINSAWS | EDGER AND MORE!

3-phase brushless motor with RunSmart[™] onboard intel optimizes RPM and torque for more power, more runtime, and longer life from each tool
Interchangeable battery works with a full line of unbeatable battery-powered yard tools
Durable high-impact heads, with comfort grip handles



REVOLUTION[®]

PROFESSIONAL PRODUCTS

WALK MOWERS | SNOW BLOWER | BACKPACK BLOWERS | TRIMMERS

Toro's entire line of 60V Max* Revolution[®] professional products uses the same power source as 60V Flex-Force Power System[®] products, giving you even more options for your arsenal of productivity.

*Based on average OpenBrand unit and dollar share for walk behind mower market as of June 2025.
†Based on average OpenBrand unit and dollar share for snow blower market as of June 2025. *Battery manufacturer rating = 60V maximum & 54V typical usage. Actual voltage varies with load.
‡Run time varies based on usage conditions. Max run time specs based on light conditions and/or lowest speed settings. **See dealer for complete warranty details.

60V MAX* FLEX-FORCE POWER SYSTEM® | BATTERIES & CHARGERS



MORE VOLTS. MORE POWER.

IT'S ALL ABOUT FLEXIBLE POWER.

With an interchangeable battery capable of commanding 75+ lawn tools, it's the one system you need to finish everything without sacrificing anything.

All Flex-Force batteries are equipped with RunSmart™ technology.

RunSmart is the intelligent built in software that automatically optimizes runtime and performance through the toughest conditions. Extending the overall life of the battery and giving you reliable power for years.

Flex-Force batteries power all jobs thanks to the internal parallel stack pack design.

From light-weight (1P) to heavy duty (4P) Each stack inside the pack gives you more power and better performance. Allowing you to push your tools harder, run longer, and recharge faster.

COMING SOON!

Same battery, now in a NEW all black design.



	60V MAX* BATTERY (2.0AH)	60V MAX* BATTERY (2.5AH)	60V MAX* BATTERY (4.0AH)	60V MAX* BATTERY (5.0AH)	60V MAX* BATTERY (6.0AH)	60V MAX* BATTERY (7.5AH)	60V MAX* BATTERY (8.0AH)	60V MAX* BATTERY (10.0AH)
MODEL	88920	88925	88941	88950	88960	88975	88980	66910
CAPACITY (AMP-HOURS)	2.0 Ah	2.5 Ah	4.0 Ah	5.0 Ah	6.0 Ah	7.5 Ah	8.0 Ah	10.0 Ah
CAPACITY (WATT-HOURS)	108 Wh	135 Wh	216 Wh	270 Wh	324 Wh	405 Wh	432 Wh	540 Wh
PACK DESIGN	1P	1P	2P	2P	3P	3P	4P	4P
WEIGHT	3.7 lbs / 1.7 kg	3.7 lbs / 1.7 kg	5.2 lbs / 2.3 kg	5.5 lbs / 2.5 kg	6.9 lbs / 3.1 kg	7 lbs / 3.2 kg	7.9 lbs / 3.6 kg	8.2 lbs / 3.7 kg
CHARGE TIME*								
1 AMP CHARGER	110 minutes	130 minutes	220 minutes	260 minutes	330 minutes	395 minutes	440 minutes	535 minutes
2 AMP CHARGER	45 minutes	60 minutes	100 minutes	110 minutes	150 minutes	155 minutes	190 minutes	215 minutes
4 AMP 2-POD CHARGER	20 minutes	25 minutes	45 minutes	50 minutes	70 minutes	80 minutes	95 minutes	105 minutes
5.5 AMP RAPID CHARGER	20 minutes	25 minutes	35 minutes	40 minutes	50 minutes	60 minutes	70 minutes	75 minutes
12 AMP 6-POD CHARGER	20 minutes	25 minutes	30 minutes	35 minutes	45 minutes	50 minutes	35 minutes	40 minutes

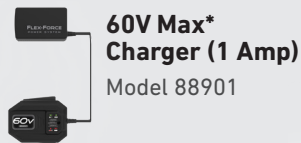
*Reflecting "bulk charge" time to charge batteries from 0-90%.

60V MAX* CHARGERS

CHARGE ALL BATTERIES IN THE FLEX-FORCE POWER SYSTEM

Designed to monitor battery health, maximize lifespan, and optimize charging speed for each battery.

Tabletop and wall mounted options available.



60V Max* Charger (1 Amp)
Model 88901



60V Max* Charger (2 Amp)
Model 88902



60V Max* 2-Pod Charger (4 Amp)
Model 88924



60V Max* 6-Pod Charger (12 Amp)
Model 66550



60V Max* Rapid Charger (5.5 Amp)
Model 88905

» Charges up to 2.5x faster than the 2 amp charger due to a fan-cooled design that regulates temperature for max charge speed

60V MAX* FLEX-FORCE TIMECUTTER®

UNTAMEABLE. UNTOUCHABLE.

You've never seen or heard a TimeCutter® like this before. The new TimeCutter 60V* Max comes equipped with all the features and power you expect from Toro now available in battery. Powered by the Flex Force Power System®, the removable batteries are interchangeable with over 75+ Toro tough tools. Its sleek design and ergonomic controls make maneuvering a breeze, while its powerful blades effortlessly tame the tallest grass. Rediscover the joy of lawn mowing with this battery powerhouse that promises an unmatched mowing experience for all.



	42" TIMECUTTER	54" TIMECUTTER
MODEL	75841	75851
POWER SYSTEM		
Deck Size	42"	54"
Deck Material	10-ga. Fab IronForged®	10-ga. Fab IronForged®
MyRIDE Suspension System	-	» ✓
Battery	(4) 10Ah, 540 wh (L540) 60V Max	» (5) 10Ah 540wh (L540) 60V Max and (1) 4Ah 216wh (L216) 60V Max
Warranty	3-Year Residential	3-Year Residential
Battery Warranty	3-Year Battery	3-Year Battery
FEATURES		
Seat	16" / 40.6 cm Handcrafted	» 19" / 48.3 cm Gaming Style
Deck Mounting	3-Point	3-Point
Ground Speed	Forward 7 MPH, Reverse 3 MPH	Forward 7 MPH, Reverse 3 MPH
Number of Blades	2	» 3
Ease of Access	Step-Through Front End	-
Cup Holder	✓	✓
Battery Ports	6	6
Blade Tip Speed	17000 ft/min	17000 ft/min
Height of Cut	1.5" - 4.5"	1.5" - 4.5"
LED Lights	✓	✓
USB Charger	✓	✓
Rear Tires	18" x 7.5" / 45.7 - 19.1 cm	» 20" x 10" / 50.8 x 25.4 cm
Front Tires	11" x 4" / 27.9 x 10.2 cm	» 11" x 6" / 27.9 x 15.2 cm
Grass Cut Single Charge	2.0 acres	» 3.3 acres

» Enhanced or step-up feature



MYRIDE® SUSPENSION SYSTEM
Save yourself from a rough terrain-driven beating with our patented MyRIDE Suspension System. (Model 75851)



IRONFORGED® FABRICATED DECK
The heavy duty steel IronForged Deck doesn't flinch no matter what you throw its way.



BATTERY POWERED
Powered by 4-6 removable 60V Max* Flex-Force batteries

*Battery manufacturer rating = 60V maximum & 54V typical usage. Actual voltage varies with load.

60V MAX* FLEX-FORCE ATTACHMENT CAPABLE TOOL SYSTEM

EARN A PhD IN PRODUCTIVITY

The Toro Flex-Force attachment capable power head is the ultimate in versatility.

FIVE ATTACHMENT OPTIONS

Five tools bring you interchangeable power, performance and control.

3-phase brushless motor with RunSmart™ onboard intel optimizes RPM and torque for more power, more runtime, and longer life from each tool.



STICK EDGER ATTACHMENT

MODEL 88710

BLADE LENGTH	8"
HEAD MATERIAL	Cast-Aluminum
CUTTING DEPTH	Up to 1.75" (Adjustable)



CULTIVATOR ATTACHMENT

MODEL 88715

CUT WIDTH	10"
TILL DEPTH	2.5"
GEARBOX MATERIAL	Cast-Aluminum

POWER HEAD + STRING TRIMMER

MODEL 51836


CUT WIDTH	14" - 16"
LINE	0.080" - 0.095" Dual
SPEED CONTROL	Variable
TRIMMER HEAD	Cast-Aluminum
HANDLE	Ergonomic Comfort Grip
BATTERY	2.5 ah, 135 wh (L135)
MOTOR	Brushless DC
RUN TIME†	Up to 60 minutes
CHARGE TIME	75 min
WARRANTY**	3-Year Tool, 3-Year Battery



HEDGE TRIMMER ATTACHMENT

MODEL 88713

BAR LENGTH	16"
CUT CAPACITY	0.75"
BLADE MATERIAL	Hardened Steel



STRING TRIMMER ATTACHMENT

MODEL 88716

CUT WIDTH	14" - 16"
LINE	0.080" - 0.095" Dual
SPEED CONTROL	Variable
TRIMMER HEAD	Cast-Aluminum
HANDLE	Ergonomic Comfort Grip



POWER HEAD

MODEL 51810T

MOTOR	Brushless DC
WARRANTY**	3-Year Tool



POLE SAW ATTACHMENT

MODEL 88714

BAR LENGTH	10"
NUMBER OF CUTS**	100 (with 2.5Ah battery incl. with 51836)
LENGTH	6 ft.
CHAIN OILER	Automatic



IMPULSE ENDEAVOR POWER INVERTER MODEL 51860T

Charges laptops, TVs, mobile phones, gaming devices and more

Extend the use and adaptability of every Flex-Force 60V Max* battery, with 330W running wattage (400W startup)

Three outlet power options: USB-A port, fast-charging USB-C port, and 120V outlet



60V MAX FLEX-FORCE PORTABLE POWER TOOLS

EASY TO CONTROL 60-VOLT MUSCLE THAT NEVER GETS GASSED

Toro's Flex-Force Power System® includes an interchangeable battery allowing you to use your cordless lawn equipment products seamlessly. It's the one cordless system you need to command a full line of unbeatable battery operated lawn equipment from handholds like trimmers and blowers all the way up to the biggest, baddest, most powerful mowers in our battery-powered lineup.



900 CFM LEAF BLOWER

INDUSTRY-LEADING 900 CFM*

Engineered with unmatched power, all-season performance and a huge 900 CFM airflow to tackle mammoth piles of wet leaves and heavy debris in record time. 49% more CFM with optimized air system performance**

ONE TAP TURBO MODE

For continuously boosted power

HIGH-SPEED VELOCITY NOZZLE

Concentrates airflow to effortlessly lift piles of wet leaves

17" STRING TRIMMER

ULTRA TOUGH, ULTRA LIGHT

Carbon fiber shaft designed to take a beating when you're weeding and make heavy-duty yard tasks feel feather-light

TELESCOPING SHAFT

Quickly adjusts up to 4.5" to fit all users!

SPEED FEED HEAD

For fast and easy line loading

	LEAF BLOWER				
MODEL / BARE TOOL	51821 / NA	51820 / 51820T	51822 / N/A	51826 / 51826T	51827 / 51827T
CFM (AIR VOLUME)	565 CFM	605 CFM	605 CFM	750 CFM NEW!	900 CFM NEW!
MPH (AIR SPEED)	110 mph	120 mph	157 mph	145 mph	165 mph
SPEED CONTROL	Variable speed, Turbo boost				
BATTERY	2.0 ah, 108 wh (L108)	2.5 ah, 135 wh (L135)	4.0 ah, 216 wh (L216)	2.5 ah, 135 wh (L135)	4.0 ah, 216 wh (L216)
MOTOR	Brushless DC				
RUN TIME [§]	Up to 90 min (Low Speed)	Up to 90 min (Low Speed)	Up to 140 min (Low Speed)	Up to 75 min (Low Speed)	Up to 120 min (Low Speed)
WARRANTY***	3-Year Tool, 3-Year Battery				

	STRING TRIMMER			
MODEL / BARE TOOL	51831 / 51831T	51830 / 51830T	51837 / 51837T	51838 / 51838T
CUT WIDTH	13" - 15"	14" - 16"	14" - 16" NEW!	15" - 17" NEW!
TRIMMER LINE	0.080" Included	0.095" Included	0.095" Included	0.095" Included
SPEED CONTROL	Variable			
BATTERY	2.0 ah, 108 wh (L108)	2.5 ah, 135 wh (L135)	2.0 ah, 108 wh (L108)	2.5 ah, 135 wh (L135)
MOTOR	Brushless DC			
RUN TIME [§]	Up to 45 min	Up to 60 min	Up to 45 min	Up to 60 min
WARRANTY***	3-Year Tool, 3-Year Battery			

COMBO KIT 13" | 0.080" LINE TRIMMER 490 CFM | 100 MPH BLOWER

MODEL 51881



BLOWER

TURBO BOOST PERFORMANCE

490 CFM of air volume and 100 mph air speed[§]

OPTIMIZE RUN TIME

Variable-speed, cruise control and turbo boost match the power to the job

TRIMMER

HIGH PERFORMANCE TRIMMING

Durable 0.080" line and productive 13" width cut

PRECISION CONTROL

Variable-speed trigger optimizes run time and performance

	BLOWER	TRIMMER
CFM (AIR VOLUME)	490 CFM	CUTTING WIDTH
MPH (AIR SPEED)	100 mph	13"
RUN TIME [§]	Up to 60 min (Low Speed)	TRIMMER LINE
SPEED CONTROL	Variable Speed, Turbo Boost	0.080" Included
COMFORT GRIP	Standard	RUN TIME [§]
BATTERY	2.0 ah, 108 wh (L108)	Up to 45 min
WARRANTY***	3-Year Tool, 3-Year Battery	SPEED CONTROL
		Dual Speed
		COMFORT GRIP
		Standard
		BATTERY
		2.0 ah, 108 wh (L108)
		WARRANTY***
		3-Year Tool, 3-Year Battery

[§]Based on cordless electric competitors' published maximum CFM data on March 4, 2024.



16" CHAINSAW

GET MORE DONE

Cut through a 6" x 6" timber up to 50 times on a single charge**

EASY TO START

Just push the button and pull the trigger to start

EASY TO USE

Pro-style chain tensioning with on-board tool storage and automatic chain oiler



24" HEDGE TRIMMER

ROTATING COMFORT GRIP HANDLE

180° rotating handle makes vertical trimming quick, easy and comfortable with a simple push of a button

EXCLUSIVE BLADE DESIGN

Provides a cleaner, more efficient cut

MAKES QUICK WORK OF BIG JOBS

Tackle big jobs in less time with 24" bar and 3/4" cut capacity



STICK EDGER

BUILT TO LAST

Cast-aluminum motor housing with high-carbon steel blade for maximum durability

ULTIMATE CONTROL

Variable speed trigger, adjustable cutting depth, and adjustable guide wheel for precision edging

SUPERIOR COMFORT

Blade guard, debris-blocker, and comfort grip handle keep you clean and comfortable

	16" CHAINSAW	
MODEL / BARE TOOL	51851 / N/A	51850 / 51850T
BAR LENGTH	16"	
CHAIN PITCH/GAUGE	Pitch .375" / Gauge .043"	
CHAIN OIL CAPACITY	270 ml	
CHAIN BRAKE	Electric	
CHAIN TENSIONING	Tooled (Included)	
BATTERY	2.0 ah, 108 wh (L108)	2.5 ah, 135 wh (L135)
MOTOR	Brushless DC	
WARRANTY***	3-Year Tool, 3-Year Battery	

	24" HEDGE TRIMMER	
MODEL / BARE TOOL	51841 / N/A	51840 / 51840T
BAR LENGTH	24"	
CUT CAPACITY	3/4"	
BLADE MATERIAL	Hardened Steel	
STROKES/MINUTE	3200	
HANDLE	Rotating w/ Comfort Grip	
BATTERY	2.0 ah, 108 wh (L108)	2.5 ah, 135 wh (L135)
MOTOR	Brushless DC	
RUN TIME [§]	Up to 45 min	Up to 60 min
WARRANTY***	3-Year Tool, 3-Year Battery	

	STICK EDGER
MODEL / BARE TOOL	51833 / 51833T
BLADE LENGTH	8"
BLADE MATERIAL	Heat-Treated, High Carbon Steel
CUTTING DEPTH	Up to 1" (Adjustable)
SPEED CONTROL	Variable
MOTOR HOUSING	Cast-Aluminum
BATTERY	2.0 ah, 108 wh (L108)
MOTOR	Brushless DC
RUN TIME [§]	Up to 45 min
WARRANTY***	3-Year Tool, 3-Year Battery

POLESAW

10" BAR & CHAIN

Up to 80 cuts of 4"x4" timber on a single charge**

EXTENDS TO 8' REACH

3 piece aluminum pole reaches up to 8 feet

COMFORTABLE TO USE

Standard comfort grip and protective bar cover included

	10" POLESAW
MODEL / BARE TOOL	51870 / 51870T
BAR LENGTH	10"
CHAIN PITCH/GAUGE	Pitch .375" / Gauge .043"
CHAIN OIL CAPACITY	80 ml
CHAIN TENSIONING	Tooled (Included)
BATTERY	2.0 ah, 108 wh (L108)
MOTOR	Brushless DC
WARRANTY***	3-Year Tool, 3-Year Battery



MODEL 51870

*Battery manufacturer rating = 60V maximum & 54V typical usage. Actual voltage varies with load. †Run time varies based on usage conditions. Max run time specs based on light conditions and/or lowest speed settings. ‡ Compared to 605 CFM of Toro blower model 51822 **Based on controlled laboratory testing. Actual number of cuts will vary with conditions. ***See retailer for complete warranty details.



DOES EVERYTHING GAS CAN MINUS THE GAS CAN

America's #1 Walk Mower Brand[®], Toro, offers all the legendary performance and durability you expect from a Toro, with the compatibility of the Flex-Force Power System[™]. These dominant, battery-operated lawn mowers come with our interchangeable battery allowing you to use your Toro 60V Max[®] battery seamlessly with more than 75 other products in Toro's Flex-Force yard tool lineup.



MODEL 21467

RECYCLER[®] WALK POWER MOWERS

21" and 22" durable steel decks
Recycler Cutting System feeds your lawn Lawn Vitamins, fine clippings that nourish your grass
Push, self-propel rear wheel drive and Personal Pace[®] Auto-Drive rear-wheel drive options available



MODEL 21568

SUPER RECYCLER[®] WALK POWER MOWER

Durable rust-proof, cast-aluminum deck
Super Recycler Cutting System features two blade accelerators and under-deck bumpers to shave clippings to an ultra-fine mulch, adding nutrients to your lawn
Glide over holes and bumps with ease with Toro's FLEX[™] Handle suspension



MODEL 21491

eTIMEMASTER[®] WALK POWER MOWER

30" steel deck with cast-aluminum frame reduces mowing time up to 40%^{^^}
Tackle tall grass and rough terrain with Dual-Force[™] dual blade technology and 2 - 10.0 ah, 540 wh batteries
Save space with the Quick Stow fold-up handle

[®]Based on average OpenBrand unit and dollar share for snow blower market as of June 2025. [™]Weight savings is compared to a Toro 60v Recycler walk power mower (model 21466T).
^{^^}Time savings via wider cutting path and enhanced speed of TimeMaster[®] vs. 21" Toro[®] mower, and will vary due to mowing conditions.

#1 AMERICA'S WALK MOWER BRAND



VORTEX TECHNOLOGY[®]

More airflow to supercharge your grass cutting. Ultra-fine clippings provide a nourished, greener, more lush lawn.

AVAILABLE ON
RECYCLER | SUPER RECYCLER



PERSONAL PACE[®] AUTO-DRIVE

No knobs, no levers, no learning—self-propel evolved. Grab the easy-to-steer handle and go.

AVAILABLE ON
RECYCLER | SUPER RECYCLER | eTIMEMASTER



SUPER BAGGER

Shaped for easier lifting, no-shake dumping and holds more clippings so you empty less often.

AVAILABLE ON
RECYCLER | SUPER RECYCLER



SMARTSTOW[®]

Save up to 70% floor space[^] in the garage or shed for toys, tools and things that really matter.

AVAILABLE ON
RECYCLER | SUPER RECYCLER



TRACTION HIGH WHEEL

Provides control and easier maneuverability through turns with greater precision over uneven terrain.

AVAILABLE ON
RECYCLER | SUPER RECYCLER



LIGHT AND BRIGHT

Front dual LED headlights equip you to get the job done anytime, from dawn to dusk.

AVAILABLE ON
RECYCLER | SUPER RECYCLER | eTIMEMASTER

[®]Based on average OpenBrand dollar share for walk behind mower market as of June 2025.

[^]Space savings are in relation to the space consumed by a Toro 22" walk power mower stored with the handle in the standard operating position.



Choose **Toro Total Care** for Ultimate Peace of Mind

Benefit from an extended warranty, maintenance reimbursement, and more.





DOES EVERYTHING GAS CAN MINUS THE GAS CAN

America's #1 Walk Mower Brand[®], Toro, offers all the legendary performance and durability you expect from a Toro, with the compatibility of the Flex-Force Power System[®]. These dominant, battery-operated lawn mowers come with our interchangeable battery allowing you to use your Toro 60V Max[®] battery seamlessly with more than 75 other products in Toro's Flex-Force yard tool lineup.

	CORE		PREMIUM
	RECYCLER [®]		RECYCLER [®]
MODEL / BARE TOOL	21323 / 21323T	21327	21469
DECK SIZE	21" / 53 cm	21" / 53 cm	22" / 56 cm
DECK MATERIAL	Steel	Steel	Steel
BATTERY [†]	4.0 Ah, 216 wh (L216)	6.0 Ah, 324 wh (L324)	8.0 Ah, 432 wh (L432)
MOTOR	Brushless DC	Brushless DC	Brushless DC
GRASS CUT IN A SINGLE CHARGE	Up to 1/3 acre	Up to 1/3 acre	Up to 1/2 acre
RUN TIME [§]	Up to 42 min	Up to 53 min	Up to 53 min
CHARGE TIME	205 min	308 min	216 min
DRIVE SYSTEM	Push	Rear Wheel Drive	Rear Wheel Drive
TORO PERFORMANCE WARRANTY ^{***}	3-Year Limited Battery; 2-Year Limited Mower	3-Year Limited Battery; 2-Year Limited Mower	3-Year Limited Battery; 2-Year Limited Mower
FEATURES			
BLADES	Single	Single	Single
VORTEX TECHNOLOGY [®]	-	-	✓
3-IN-1 READY: MULCH, BAG, SIDE DISCHARGE CAPABLE [‡]	✓	✓	✓
SUPER BAGGER	-	-	✓
PERSONAL PACE [®] W/ AUTO DRIVE	-	-	✓
BAG ON DEMAND	-	-	✓
TRACTION HIGH WHEEL	✓	✓	✓
SMARTSTOW [®]	✓	✓	✓
LED LIGHTS	-	-	✓
PUSH BUTTON START	✓	✓	✓
HEIGHT OF CUT	1.25" to 3.75" / 3.2 - 9.5 cm	1.25" to 3.75" / 3.2 - 9.5 cm	1.0" - 4.0" / 2.5 - 10 cm
WHEEL HEIGHT	8" Front / 20.3 cm 10" Rear / 25.4 cm	8" Front / 20.3 cm 10" Rear / 25.4 cm	8" Front / 20.3 cm, 10" Rear / 25.4 cm
HANDLE	SmartStow, 1 Piece, Adjustable Height	SmartStow, 1 Piece, Adjustable Height	SmartStow, 1 Piece, Adjustable Height
WEIGHT	64 lbs. / 29.0 kg	65 lbs. / 29.5 kg	85 lbs. / 38.6 kg

» Enhanced or step-up feature

[†]Based on average OpenBrand unit and dollar share for snow blower market as of June 2025. *Battery manufacturer rating = 60V maximum & 54V typical usage. Actual voltage varies with load.
[‡]Run time varies based on usage conditions. Max run time specs based on light conditions and/or lowest speed settings. **See dealer for complete warranty details.



#1 AMERICA'S WALK MOWER BRAND

PRO-GRADE

SUPER RECYCLER®	eTIMEMASTER®
21568 / 21568T	21491 / 21491T
21" / 53 cm	30" / 76 cm
Cast-Aluminum	Steel Deck, Cast-Aluminum Frame
7.5 Ah, 405 wh (L405)	» 2 - 10.0 Ah, 540 wh (L540)
Brushless DC	Brushless DC
Up to 1/3 acre	Up to 2/3 acre
Up to 50 min	Up to 65 min
180 min	250 min
Rear Wheel Drive	Rear Wheel Drive
» 3-Year Limited Battery; 5-Year Limited Mower	3-Year Limited Battery; 3-Year Limited Mower
Single	» Dual Blade
✓	-
✓	✓
✓	-
✓	✓
-	-
✓	-
✓	-
✓	✓
✓	✓
1.0" - 4.0" / 2.5 - 10 cm	1.25" - 4.25" / 3.2 - 10.8 cm 2-point
8" Front / 20.3 cm 10" Rear / 25.4 cm	8" Front / 20.3 cm, 10" Rear / 25.4 cm
Flex Handle Suspension, Adjustable Height	Quick Stow 90° Storage, Adjustable Height
90 lbs. / 40.8 kg	161 lbs. / 73.0 kg

» Enhanced or step-up feature

60V^{MAX} BATTERY FLEX-FORCE[®] POWER SYSTEM[®]



It's called Flex-Force for a reason. It's all about flexible power.

With an interchangeable battery capable of commanding over 75 lawn tools, it's the one system you need to finish everything without sacrificing anything.



VORTEX TECHNOLOGY & RECYCLER®

More airflow to supercharge your grass cutting. Slice and dice those grass clippings into tiny pieces and return that nutrition back to your lawn.



PERSONAL PACE® AUTO-DRIVE

Personal Pace® Auto-Drive A mower that adjusts to you - no knobs, no levers, no messing around. Grab the easy-to-steer handle and go. *Select models.*



TRACTION HIGH WHEEL

Provides control and easier maneuverability through turns with greater precision over uneven terrain.

*Based on average OpenBrand unit and dollar share for walk behind mower market as of June 2025. *Battery manufacturer rating = 60V maximum & 54V typical usage. Actual voltage varies with load. †Run time varies based on usage conditions. Max run time specs based on light conditions and/or lowest speed settings. **See dealer for complete warranty details.

60V MAX* FLEX-FORCE SNOW BLOWERS



BUILT FOR WINTER. BACKED BY LEGACY.

If you've never experienced a Flex-Force 60V Max* snow blower before, you're in for a battery-powered snow-destroyin' treat. Toro's battery powered snow blowers and cordless power shovels are all the machine you need to take winter by storm. These powerful snow removal tools blast through thick, crusty drifts or heavy, wet snow. Pair a snow blower with a Power Shovel and easily interchange the 60V Max* battery between the two. Each comes with a 3-phase brushless motor, giving you more power, more runtime, and longer life from your tool.



MODEL	CORE				
	60V POWER SHOVEL	SINGLE-STAGE POWER CLEAR® 60V E21	SINGLE-STAGE SNOWMASTER® 60V E24	TWO-STAGE POWER MAX® 60V E24	TWO-STAGE POWER MAX® 60V E24
MODEL	39909	39901	39914	39924	39925
CLEARING WIDTH	12" / 30.5 cm	21" / 53.3 cm	24" / 61.0 cm	24" / 61.0 cm	24" / 61.0 cm
CLEARING CAPACITY**	Decks, patios and up to 4 parked cars	Up to 12 parked cars	Up to 20 parked cars	Up to 24 parked cars (12 cars per battery) Up to 15 cars more with additional 3rd battery	Up to 20 parked cars
SNOW CUT DEPTH	6" / 15.2 cm	12" / 30.5 cm	18" / 45.7 cm	20" / 50.8 cm	20" / 50.8 cm
BATTERY	1 x 2.5 ah	1 x 7.5 ah	1 x 10.0 ah	2 x 6.0 ah	1 x 10.0 ah
CHARGE TIME	60 min	155 min	215 min	150 min	215 min
THROWING DISTANCE**	Up to 25' / 7.6 m	Up to 40' / 12.2 m	Up to 34' / 10.4 m	Up to 45' / 13.7 m	Up to 45' / 13.7 m
AUGER SYSTEM	Power Curve®	Patent Pending Power Edge™	Single-Stage	Power Max Anti-Clogging System	Power Max Anti-Clogging System
AUGER DIAMETER	6.5" / 16.5 cm	7" / 17.8 cm	10" / 25.4 cm	11" / 27.9 cm	11" / 27.9 cm
IMPELLER DIAMETER	-	-	-	11" / 27.9 cm	11" / 27.9 cm
AUGER GEARBOX	-	-	-	Hardened Gears; No Shear Pins	Hardened Gears; No Shear Pins
HANDLE	-	Adjustable	Personal Pace®	Standard	Standard
DEFLECTOR	-	Locking	Single	Single	Single
CHUTE CONTROL	-	Quick Turn	Quick Stick®	Quick Stick®	Quick Stick®
CHUTE CONSTRUCTION	-	Sub Zero Curved Chute	High Capacity Chute	Steel	Steel
TIRES	-	6 7/8" x 2" / 17.5 cm x 5.1 cm	11" / 27.9 cm	15" / 38.1 cm	15" / 38.1 cm
HAND WARMERS	-	-	-	-	-
LIGHT	-	Panoramic LED	-	LED	LED
WARRANTY***	3-Year Limited, 3-Year Battery	2-Year Limited, 3-Year Battery	2-Year Limited, 3-Year Battery	3-Year Limited, 3-Year Battery	3-Year Limited, 3-Year Battery
BARE TOOL MODEL #	39909T	39901T	-	-	-

» Enhanced or step-up feature



MODEL 39921

POWER CLEAR® SINGLE-STAGE SNOW BLOWERS

Power Curve Technology cuts through tough snow and ice with ease, delivering a self-propelled experience with its ground engaging paddle. Throws wet, heavy snow up to 40 feet.**



SELF-PROPEL POWER CURVE® TECHNOLOGY

Ground engaging paddle powers through compacted snow with ease.



SNOWDRIFT STRENGTH

Bust through 2-9" of heavy, wet snow, throwing it up to 40 feet.**



POWERFUL, QUICK CLEARING

Clear up to a 15 car driveway on a single charge.§

#1 AMERICA'S SNOW BLOWER BRAND



	PREMIUM		
	SINGLE-STAGE POWER CLEAR™ 60V E21	SINGLE-STAGE SNOWMASTER® 60V E24	TWO-STAGE POWER MAX 60V E26
MODEL	39921	39915	39926
CLEARING WIDTH	21" / 53.3 cm	24" / 61 cm	26" / 66.0 cm
CLEARING CAPACITY**	Up to 15 parked cars	Up to 30 parked cars	Up to 30 parked cars (15 cars per battery) Up to 15 cars more with additional 3rd battery
SNOW CUT DEPTH	12" / 30.5 cm	18" / 45.7 cm	20" / 50.8 cm
BATTERY	1 x 10.0 ah	1 x 10.0 ah + 1 x 5.0 ah	2 x 7.5 ah
CHARGE TIME	215 min	215 min	155 min
THROWING DISTANCE**	Up to 30' / 9.1 m	Up to 34' / 10.4 m	Up to 45' / 13.7 m
AUGER SYSTEM	Power Curve® Self-Propel	Single-Stage	Power Max Anti-Clogging System
AUGER DIAMETER	8.5" / 21.6 cm	10" / 25.4 cm	11" / 27.9 cm
IMPELLER DIAMETER	-	-	11" / 27.9 cm
AUGER GEARBOX	-	-	Hardened Gears; No Shear Pins
HANDLE	Ergonomic	Personal Pace®	Heavy-Duty
DEFLECTOR	Locking	Single	Single
CHUTE CONTROL	Chute Mounted	Quick Stick®	Quick Stick®
CHUTE CONSTRUCTION	High Capacity Chute	High Capacity Chute	Steel
TIRES	7" / 17.8 cm	11" / 27.9 cm	15" / 38.1 cm
HAND WARMERS	-	-	Standard
LIGHT	Panoramic LED	Panoramic LED	LED
WARRANTY***	2-Year Limited, 3-Year Battery	2-Year Limited, 3-Year Battery	3-Year Limited, 3-Year Battery
BARE TOOL MODEL #	39921T	39915T	39926T

» Enhanced or step-up feature



POWER MAX® TWO-STAGE SNOW BLOWERS

Three battery slots where the gas tank used to be! Same rugged heavy-duty steel construction as Toro gas-powered snow blowers with operator-favorite features such as Quick Stick chute control, patented anti-clogging system, and hardened gears with no shear pins to break.



POWER UP WITH NO COMPROMISES

Same rugged, heavy-duty steel construction as Toro gas-powered snow blowers, with LED lights, hardened gears and no shear pins.



GO THREE ROUNDS WITH OLD MAN WINTER

The only snow blower with three battery ports, this machine has all the power you need to get the job done right.



CLEAR THE TOUGHEST SNOW FAST

Clear up to a 45 car driveway on a single charge.[§]



POWER SHOVEL™

Easy to maneuver, convenient, and cordless snow clearing. Two speeds provide more power when you want it, and more control when you need it.

MODEL 39909



MODEL 39914

SNOWMASTER®

Single-Stage Snow Blowers make snow blowing effortless with the self-propel Personal Pace® system, which matches your walking speed and provides better traction in all snow conditions. Quickly change the chute and deflector direction with a single, smooth motion thanks to the Quick Stick chute control.

[§]Based on average OpenBrand unit and dollar share for snow blower market as of June 2025. *Battery manufacturer rating = 60V maximum & 54V typical usage. Actual voltage varies with load. †Run time varies based on usage conditions. Max run time specs based on light conditions and/or lowest speed settings. **Throw distance and clearing capacity will vary with conditions. ***See dealer for complete warranty details.

60V MAX* FLEX-FORCE PROFESSIONAL PRODUCTS



REVOLUTION®

POWER FOR EVERY PROFESSIONAL

The entire line of Revolution commercial-grade professional products run on our 60V Max* Flex-Force Power System*. Making interchangeability even more versatile for any season and any job.



REVOLUTION TURFMASTER® 30" HDX Model 22232



- Low Maintenance - No air filters or oil changes
- Up to 80 minutes of runtime with included 3 60V Max* 10.0Ah batteries.

30" TURFMASTER

MODEL / BARE TOOL	22232
DECK SIZE	30" / 76 cm
DECK MATERIAL	13 Gauge Steel Deck
BATTERY*	3 60V Max* 10.0Ah batteries
MOTOR	Brushless DC
GRASS CUT IN A SINGLE CHARGE	1.1 acres
RUN TIME [§]	Up to 80 min
CHARGE TIME	112 min with Rapid Charger
DRIVE SYSTEM	Rear-Wheel Drive
CUTTING SYSTEM	Recycler
PUSH BUTTON START	✓
HEIGHT OF CUT	1.5 - 5.0 in. / 3.8 - 12.7 cm
WEIGHT	197 lbs. / 89.4 kg

REVOLUTION 21" HD Model 22282



- Low Maintenance - No air filters or oil changes
- Large 2.1 bushel bag features an easy-empty design, making quick work of clipping disposal
- Replaceable steel wear plates protect against bottom and side impacts

21" HEAVY-DUTY

MODEL / BARE TOOL	22282
DECK SIZE	21" / 53 cm
DECK MATERIAL	Aluminum Alloy
BATTERY*	2 - 7.5 ah, 405 wh (L405) with Rapid Charger
MOTOR	Brushless DC
GRASS CUT IN A SINGLE CHARGE	0.4 acre
RUN TIME [§]	Up to 40 min
CHARGE TIME	130 min with Rapid Charger
DRIVE SYSTEM	Self-Propelled Variable-Speed RWD
CUTTING SYSTEM	Recycler
PUSH BUTTON START	✓
HEIGHT OF CUT	1.0" to 4.5" / 2.5 - 11.4 cm
WEIGHT	99 lbs. / 44.9 kg

POWER CLEAR® 21" SINGLE-STAGE SNOW BLOWER Model 39922T



- Bust through heavy, wet snow
- Power Curve® technology with commercial-grade paddles
- Power Propel technology blasts through tough drifts

21" POWER CLEAR

MODEL / BARE TOOL	39922T
CLEARING WIDTH	21" / 53 cm
CLEARING CAPACITY**	Up to 30 parked cars
SNOW CUT DEPTH	12" / 30.5 cm
THROWING DISTANCE**	Up to 40 feet / 10.6 m
AUGER SYSTEM	Power Curve Self-Propelled with Extend Life Paddles
AUGER DIAMETER	8.5" / 21.6 cm
HANDLE	Reinforced & Ergonomic
DEFLECTOR	Locking
CHUTE	Mounted Handle Control with High Capacity Chute
TIRES	7" / 17.8 cm
LIGHT	Panoramic LED



REVOLUTION BACKPACK LEAF BLOWER

Model 66100

- Comfortable, sturdy backpack with integrated handle, battery diagnostics two battery capacity
- Interchangeable arm cannon or power tether
- Powerful blower, 730 CFM at 160 MPH
- Variable speed trigger with turbo boost and cruise control
- Tool only, batteries and chargers sold separately

BACKPACK LEAF BLOWER

MODEL	66100
BOOST MODE	37 min
HIGH RUN TIME [§]	80 min
PEAK RUN TIME [§]	330 min
WEIGHT (Bare Tool)	17.4 lbs.
CFM	730 CFM
MPH	160 MPH



REVOLUTION STRING TRIMMER

Model 66110T

- Rugged solid shaft design with 16" cutting width and .095" line
- Bump-feed/easy-load head with increased line capacity and durability
- Rear mounted high efficiency brushless motor
- Variable 2-speed operation
- Tool only, batteries and chargers sold separately

STRING TRIMMER

MODEL	66110T
HIGH RUN TIME [§]	160 min
PEAK RUN TIME [§]	240 min
WEIGHT (Bare Tool)	10.1 lbs.
RPM	6400/5300



REVOLUTION HEDGE TRIMMER

Model 66120T

- 26" bar with dual-sided cutting blades and 1.2" cut capacity
- 180° rotating handle for vertical or horizontal cutting
- Blade guard for operator protection
- Blade reverse mode for unsticking jams
- Tool only, batteries and chargers sold separately

HEDGE TRIMMER

MODEL	66120T
PEAK RUN TIME [§]	600 min
WEIGHT (Bare Tool)	9.2 lbs.
STROKES PER MINUTE	4100/3200



REVOLUTION BACKPACK

Model 66000T

- Removable battery system with capacity for up to two batteries
- Interchangeable arm cannon or power tether
- Comfortable and sturdy backpack system for all day operation
- Integrated carrying handle
- Onboard LED battery diagnostics
- Powered by any 60V Max* Flex-Force Battery
- Tool only, batteries and chargers sold separately



REVOLUTION POWERLINK TETHER

Model 66005

- Removes battery weight from tool to lessen operator fatigue
- Doubles handheld tool battery capacity
- Keeps your backpack power source connected to your handheld tools



60V MAX* 10 AH BATTERY

Model 66810

- 10Ah battery is interchangeable in all 60V tools
- Easily removable and can be quickly swapped to refuel tools
- Integrated carrying handle
- Increased over-mold for ruggedization and drop resistance
- Weighs 8.2 lbs.



60V MAX* 6-POD CHARGER

Model 66550

- 12 AMP rapid charger
- 6 pod capacity
- Can charge any combination of 60V Flex-Force batteries
- 2 charge modes
 - Sequential rapid mode can charge a single 10 Ah battery in 40 minutes
 - Standard equal mode slowly brings all batteries up to full charge collectively

*Battery manufacturer rating = 60V maximum & 54V typical usage. Actual voltage varies with load. [§]Run time varies based on usage conditions. Max run time specs based on light conditions and/or lowest speed settings. ^{**}Throw distance and clearing capacity will vary with conditions.



Choose Toro Total Care for Ultimate Peace of Mind

Benefit from an extended warranty, maintenance reimbursement, and more.

60^{MAX} V BATTERY 900 CFM BLOWER



4.0 AH BATTERY
2 AMP CHARGER



120 MINUTE
RUNTIME



1.0 SECOND
0 TO 165 MPH



ALL SEASON
ALL POWER



GENUINE TORO® PARTS

To best protect your investment and maintain optimal performance of your turf equipment, count on Toro genuine parts. For peace of mind, insist on Toro genuine parts.



BAR AND CHAIN OIL



CHAINSAW BARS



FLEX-FORCE BATTERIES




TORO RED TOUCH UP PAINT



REPLACEMENT WHEELS



REPLACEMENT BLADES



REPLACEMENT CHAINS



TRIMMER LINE

©2026 The Toro Company. All Rights Reserved. Specifications subject to change without notice and without incurring obligation. Products depicted are for demonstration purposes only. Actual products offered for sale may vary in design, required attachments and safety features. *Battery manufacturer rating = 60V maximum and 54V typical usage. Actual voltage varies with load.