

TORO.

RESIDENTIAL WALK MOWERS





THE BRAND PROFESSIONALS TRUST

From Manchester United and Real Madrid football clubs to St Andrews Links, professionals count on Toro to deliver exceptional quality and results.



INNOVATION

Toro products are rich with innovative features made just for homeowners. With over 100 residential patents, innovation is at the heart of Toro's success. Look for our **BLUE FEATURE** to easily identify innovative, smart features developed by Toro to enhance your mowing experience.



BUILT TO LAST

We stand behind our mowers' performance, season after season, which is why we offer some of the best warranty programmes in the business. With our full coverage warranty programmes, if the mower is defective in materials or workmanship, or if it stops functioning due to the failure of a component, under normal use and maintenance, Toro will fix it free of charge.



LEGACY OF EXCELLENCE

Since 1919, The Toro Company has built, tested and led innovative solutions to care for your turf. Today, Toro continues to lead by focusing on creating high performance, environmentally friendly solutions to help our customers around the world preserve the beauty, productivity and sustainability of the land.

 Learn more at
Toro.com

MOW LIKE A PRO WITH EASY-TO-USE FEATURES



Blue MEANS MORE FOR YOU WITH Smart FEATURES FROM TORO®

Feature highlighted in **blue** point to innovative, smart features developed by Toro® to enhance your mowing experience.

MORE EASE-OF-USE



» AUTOMATIC DRIVE SYSTEM

AutoMatic Drive System senses and smoothly adjusts to your preferred walking pace. Slight pressure on the handle propels the mower to the exact speed you want to go.



BLUE FEATURE




NEW!

» POWEREVERSE®

AutoMatic Drive System handle delivers power to front wheels to provide a reverse assist for easy maneuvering.


BLUE FEATURE



» BLADE BRAKE CLUTCH

The clutch stops the cutterblade but enables the engine to continue running. This minimises re-starts, and saves you time while emptying the grassbag, it is also useful when travelling over non-grassed areas.

BLUE FEATURE



NEW!

» ISO-FLEX® HANDLE

Vibration isolation and gliding height range for the ultimate operator comfort and control.

BLUE FEATURE

MORE VERSATILITY



» SMARTSTOW®

Save up to 70%[^] floor space by storing the mower upright, with no fuel or oil leaks.



BLUE FEATURE



» RECYCLE-ON-DEMAND

Quickly switch from recycling to bagging in seconds by flipping the quick-change lever.

BLUE FEATURE



TRACTION ASSIST HANDLE

Maintains constant speed on challenging areas with uneven terrain.



EASY FOLDING HANDLEBARS

Handlebars fold for easy transport and compact storage.

HEIGHT ADJUSTABLE HANDLEBAR

Handlebar can be easily adjusted to different heights to suit the operator.



QUICK STORAGE HANDLEBAR

Release the lever to stow the handlebar in the upright lock position. The grass bag can be stored on the handlebar, saving space and allowing the grass bag to dry effectively.

ELECTRIC START

Electric key start offers effortless engine starting on the turn of a key.



WASHOUT PORT

Connect a hose to the washout port to easily clean grass cuttings from under the deck. This prevents grass build up, and maintains better performance.



Shown on the 48 cm Super Recycler, see page 20 for more information.

Not all features shown are available on all products. See specific product pages for more details.

[^] compared to other Toro® 55 cm walk mowers

EASY POWER

Get more done and enjoy more free-time with the Toro® 60V* Flex-Force Power System™. Toro's legendary reliability, durability and performance, now available with the benefits of battery power. Finally, a cordless platform without compromises.

A BATTERY FOR ANY APPLICATION
3 BATTERY OPTIONS TO CHOOSE FROM



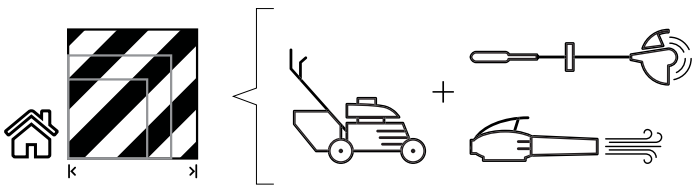
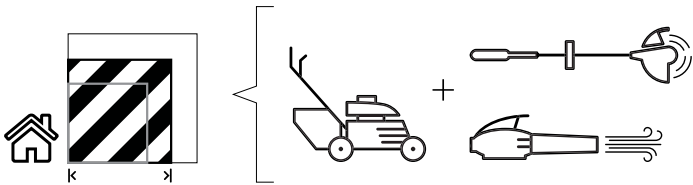
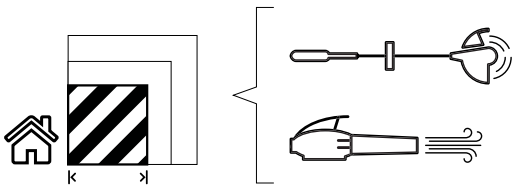
COMPACT POWER
Perfect for hand tools.
L135 Battery (2,5 Ah; 135 Wh)
81825



VERSATILE POWER
Easily mow a small to medium garden, with power to spare for trimming and blowing.
L324 Battery (6,0 Ah; 324 Wh)
81860



HEAVY DUTY POWER
Mow a large garden and get extended power for trimming and blowing.
L405 Battery (7,5 Ah; 405 Wh)
81875



EASY TO START



Battery String Trimmer
Adjust this trimmer for any job with the variable speed trigger or by adjusting line size and/or cutting width – no spools required!



EASY TO USE



Battery Leaf Blower
Take charge of garden clean-up with the 60V Max* Battery Leaf Blower. This cordless leaf blower clears large piles of leaves in a snap, control is at your fingertips with the variable-speed trigger, turbo-boost button, and cruise control.



55 cm Recycler® Battery Mower
Save time, finish faster, and make your job easier with this easy-to-start, easy-to-use, and easy-to-maintain mower.

EASY TO MAINTAIN



(See page 10 for more information)



BATTERY STRING TRIMMER 51835T

CUTTING WIDTH	36 cm - 41 cm		
MOTOR	Brushless DC		
FLEX-FORCE POWER SYSTEM® BATTERY AND CHARGER	Battery and charger sold separately 60V 2,5 Ah; 135 Wh Recommended		
RUN TIME*	CUT LENGTH	LINE DIAMETER	RUN TIME*
	36 cm	2,0 mm	Up to 50 min
	36 cm	2,4 mm	Up to 45 min
	41 cm	2,4 mm	Up to 30 min
SPEED CONTROL	Variable trigger, 2 speed ranges		
WEIGHT (With 2,5 Ah 135 Wh battery)	4,58 Kg		
NOISE RATING	Measured Sound Power: 90 dBA; Guaranteed Sound Power: 93 dBA; Sound Pressure: 78 dBA; K-factor: 3		
HAND / ARM VIBRATION	Left & Right: 3,2 m/s² rms, Uncertainty K: 0,8 m/s²		
TRIMMER LINE	2,4 mm line included. 2,0 mm line sold separately.		
LINE ADVANCEMENT	Tap & Go. Standard		
QUICK-FEED HEAD	Standard		
COMFORT GRIP	Standard		

^Based on L135 battery, at low speed in controlled laboratory testing of product.

BATTERY LEAF BLOWER 51825T

MOTOR	Brushless DC	
FLEX-FORCE POWER SYSTEM® BATTERY AND CHARGER	Battery and charger sold separately 60V 2,5 Ah; 135 Wh Recommended	
RUN-TIME*	SPEED SETTING	RUN TIME*
	Low	Up to 90 min
	High	Up to 25 min
	Turbo Boost	Up to 10 min
SPEED CONTROL	Variable trigger, Turbo Boost	
WEIGHT (With 2,5 Ah 135 Wh battery)	3,4 Kg	
AIR VOLUME (m³/min**)	Up to 17 m³/min	
AIR SPEED (Km/h**)	Up to 185 Km/h	
NOISE RATING	Measured Sound Power: 101 dBA; Guaranteed Sound Power: 103 dBA; Sound Pressure: 86 dBA; K-factor: 3	
HAND / ARM VIBRATION	Left & Right: 1,5 m/s² rms, Uncertainty K: 0,1 m/s²	
COMFORT GRIP	Standard	

^Based on L135 battery at low speed in controlled laboratory testing of product.
** Up to 17 m³/min Max and Up to 185 Km/h Max on turbo boost. Performance claims based on controlled laboratory testing.

55 CM RECYCLER® BATTERY MOWER

MODEL	21863	21863T
CUTTING WIDTH	55 cm; 4-point, 25–102 mm	
MOTOR	2,0 kW Brushless DC	
FLEX-FORCE POWER SYSTEM® BATTERY	L324 Battery Included 60V 6,0 Ah; 324 Wh	Sold Separately
FLEX-FORCE POWER SYSTEM® CHARGER	Charger Included	Sold Separately
TOTAL AREA CUT*	BATTERY	WATT HOURS/CHARGE
	L324 (6,0 Ah)	324
	L405 (7,5 Ah)	405
	TOTAL AREA CUT*	
SPEED CONTROL	AutoMatic Drive System	
	36 Kg (With 6,0 Ah 324 Wh Battery)	33 Kg (Without Battery)
DECK CONSTRUCTION	Steel	
GRASS BAG CAPACITY	74 L	
NOISE RATING	Measured Sound Power: 90 dBA; Guaranteed Sound Power: 91 dBA; Sound Pressure: 79 dBA; K-factor: 1	
NOISE/VIBRATION LEVELS	Left & Right: 0,3 m/s² rms, Uncertainty K: 0,1 m/s²	
RECYCLER/MULCHING	Standard	
RECYCLE ON DEMAND	Standard	
RUNSMART®	Standard	
SMARTSTOW®	Standard	

^Based on low speed in controlled laboratory testing of product.

* Battery manufacturer rating = 60V maximum & 54V typical usage. Actual voltage varies with load.

***Refer to operator's manual or your local dealer for complete warranty information.

RECYCLER®
46 cm, 53 cm, & 55 cm

Easy to Use, Versatile, and Productive

YOUR GARDEN YOUR WAY



The Toro Recycler line has smart features that make mowing easier. Choose between front, rear and all-wheel drive options. With available step-up features that include SmartStow®, AutoMatic Drive System, electric start, Blade Brake Clutch and All-Wheel Drive. With front throw chamber and Atomic blade that are designed to suspend and re-cut clippings into a fine mulch which promotes a healthy, lush lawn.

EASY-TO-USE FEATURES

Toro Recycler mowers are available in sizes ranging from 46 - 55 cm. Choose from the features below and more. See specifications in back for complete model information.



» **AUTOMATIC DRIVE SYSTEM**
Senses and smoothly adjusts to your walking speed, even on slopes.



» **RECYCLE-ON-DEMAND**
Quickly switch between Recycle and Collect modes with an easy-to-use lever.



» **BLADE BRAKE CLUTCH**
Stops the cutterblade but enables the engine to continue running, while emptying the bag or travelling over non-grassed areas. (20958 only)



THE RECYCLER® ADVANTAGE

- ✓ **TIME SAVING**
Spend less time emptying grassbags
- ✓ **BENEFICIAL TO YOUR TURF**
Nutrient-rich clippings are returned to the soil where they quickly feed the roots for a healthy, lush garden.
- ✓ **ENVIRONMENTALLY FRIENDLY**
No need for disposal, which eliminates transportation costs and landfill use.

SELECT YOUR PERFECT RECYCLER

See specifications in back for complete product information.



COMPACT

Models like:
29732/21750

- ◀ **KEY FEATURES**
- 53 cm Cutting Width
 - Electric Start



VERSATILE

Models like:
20955/21762

- ◀ **KEY FEATURES**
- AutoMatic Drive System
 - Recycle on Demand
 - Washout Port



FULLY LOADED

Models like:
20958/21764

- ◀ **KEY FEATURES**
- Blade Brake Clutch
 - AutoMatic Drive System
 - Recycle on Demand
 - Washout Port



* For full warranty terms and conditions, please refer to the operator's manual on www.toro.com

RECYCLER® BATTERY MOWER
55 cm Mower

Eco-Friendly, Easy-To-Use

NEW!

60V MAX* | FLEX-FORCE POWER SYSTEM™

EASY⚡POWER



SAVE TIME, FINISH FASTER
The extra-long 55 cm blade, the largest in its class, lets you mow a wider path to get the job done faster.



EASY ADJUSTMENTS

Quickly switch between bagging and recycling with a flip of the Recycle on Demand lever.

BUILT FOR TOUGH CONDITIONS

Made to last, the steel deck provides durability that plastic can't match.



SAVE STORAGE SPACE
Reduce storage space by up to 70%* with SmartStow®

*Compared to other Toro 55 cm mowers.



EASY MAINTENANCE
Simply attach a hose to wash away clippings and maintain ideal cutting performance.

EARTH FRIENDLY, GARDEN FRIENDLY
Equipped with the patented Recycler® Cutting System, the industry benchmark for mulching, you can return nutrient-rich clippings to the soil for a healthier lawn.

EASY-TO-USE FEATURES



POWER AT THE TOUCH OF A BUTTON
Easy push-button start gets you mowing fast.



MOW AT YOUR OWN PACE
Get a unique mowing experience! The AutoMatic Drive System senses and smoothly adjusts to your walking pace putting you in control of how fast you want to mow.



SMART POWER
Intelligent RunSmart™ software maximizes run time and performance. The mower automatically adjusts the speed of the motor to match the conditions, delivering more power when you need it and longer runtime in light conditions.

LEGENDARY TORO PERFORMANCE, NOW BATTERY POWERED

Save time, finish faster, and make your job easier with the 55 cm Recycler 60V* Max Battery Mower with AutoMatic Drive System. Raise your expectations with this easy-to-start, easy-to-use, and easy-to-maintain mower.



MODEL	21863	21863T
CUTTING WIDTH	55 cm; 4-point, 25–102 mm	
MOTOR	2,0 kW Brushless DC	
FLEX-FORCE POWER SYSTEM® BATTERY	L324 Battery Included	Sold Separately
	60V 6,0 Ah; 324 Wh	
FLEX-FORCE POWER SYSTEM® CHARGER	Charger Included	Sold Separately
TOTAL AREA CUT*	BATTERY	WATT HOURS/CHARGE
	L324 (6,0 Ah)	324
	L405 (7,5 Ah)	405
		TOTAL AREA CUT*
		1300 m² over 5 tennis courts!
		1600 m² over 7 tennis courts!
SPEED CONTROL	AutoMatic Drive System	
WEIGHT	36 Kg (With 6,0 Ah 324 Wh Battery)	33 Kg (Without Battery)
DECK CONSTRUCTION	Steel	
GRASS BAG CAPACITY	74 L	
NOISE RATING	Measured Sound Power: 90 dBA; Guaranteed Sound Power: 91 dBA; Sound Pressure: 79 dBA; K-factor: 1	
NOISE/VIBRATION LEVELS	Left & Right: 0.3 m/s² rms, Uncertainty K: 0.1 m/s²	

GUARANTEED SATISFACTION
Toro stands behind its products with a 3-Year Full Warranty Mower and Battery***.



*Based on low speed in controlled laboratory testing of product.
**Based on L405 battery, at low speed in controlled laboratory testing of product. (16 tennis courts in 1 acre)
*** For full warranty terms and conditions, please refer to the operator's manual on www.toro.com

ALL-WHEEL DRIVE

55 cm Recycler® Mower

Easy to Use on Difficult Terrain

POWERFUL PERFORMANCE



Toro's All-Wheel Drive Recycler® mower takes the muscle out of mowing hills, soft wet conditions and other tough mowing challenges. Extra traction makes it easy to manoeuvre with less effort, while the AutoMatic Drive system and traction assist handle keep you mowing at a comfortable pace.

EASY-TO-USE FEATURES



ALL-WHEEL DRIVE SYSTEM

Makes mowing hilly, tough terrain easy. Front and rear wheels engage independently, distributing the right amount of traction where needed.



» RECYCLE ON DEMAND

Quickly switch from Recycling to collecting with the flip of a lever.



» AUTOMATIC DRIVE SYSTEM WITH TRACTION ASSIST

The traction assist handle helps keep you mowing at a steady speed and senses and smoothly adjusts to your preferred walking pace.



TACKLE TOUGH HILLS AND SLOPES



DUAL VARIABLE TRANSMISSIONS

Deliver true independent variable engagement, resulting in smooth forward and reverse manoeuvring.



RUGGED WHEEL DESIGN

Provides added traction in tough mowing conditions.



* For full warranty terms and conditions, please refer to the operator's manual on www.toro.com


SMARTSTOW®
55 cm Recycler® Mowers

Space-Saving

THE
PERFECT FIT

EASY TO STORE, EASY TO MAINTAIN

Our Recycler® with SmartStow® is a first-of-its-kind, space-saving petrol mower. Store vertically after every use without petrol or oil leaks, reducing the storage footprint by up to 70%+, and for easy access to clean under the deck and check the blade.



Available on Select Models



TAKES UP TO
70%+
LESS SPACE
IN YOUR GARAGE

*Space savings are in relation to the space occupied by a Toro 55cm walk-power Mower that is stored with the handle in the standard operating position.
* For full warranty terms and conditions, please refer to the operator's manual on www.toro.com



POWERREVERSE®
55 cm Recycler® Mowers

Manoeuvrable around Obstacles

POWERFUL IN BOTH DIRECTIONS



Every garden has that tough spot. One that gives you a hard time every time you mow. The playground set, fence corners, or rolling hills. Are you tired of putting your body through its paces? Take charge with Toro's easiest way to mow with power assist in both directions.

EASY-TO-USE FEATURES



» RECYCLE-ON-DEMAND

Quickly switch between Recycle and Collect modes with an easy-to-use lever.



» ISO-FLEX® HANDLE

Isolates vibration with a gliding height range for comfort and control. (20965 / 21768 only)



» POWERREVERSE®

AutoMatic Drive System senses and delivers power to front wheels to provide a reverse assist for easy maneuvering.



AVAILABLE WITH SMARTSTOW®

Stores vertically, reducing the storage footprint needed by up to 70%. (20965 / 21768 only)



MAKE MOWING EASIER
WITH POWER ASSIST IN BOTH
DIRECTIONS.



*Space savings are in relation to the space occupied by a Toro 55cm walk-power Mower that is stored with the handle in the standard operating position.
* For full warranty terms and conditions, please refer to the operator's manual on www.toro.com

TIMEMASTER®
76 cm Recycler® Mowers

Time-Saving and Reliable

MOW
UP TO **40%**
FASTER⁺



For homeowners with large gardens, the Toro® TimeMaster® covers more ground in far less time. The sleek, lightweight body is surprisingly easy to manoeuvre, making it simple to circle trees or shrubs. The Dual-Force™ twin blade cutting system combined with Toro Atomic blades makes light work of grass cutting on a large scale and whether you collect or recycle the clippings, you're sure of a superior quality of cut.

EASY-TO-USE FEATURES



» AUTOMATIC DRIVE SYSTEM WITH TRACTION ASSIST

The traction assist handle helps keep you mowing at a steady speed and senses and smoothly adjusts to your preferred walking pace.



» QUICK STORAGE HANDLEBAR

Handle stores vertically for easy compact storage and adjusts to ensure a comfortable mowing experience for any operator.



DUAL-FORCE™ CUTTING SYSTEM

Unique twin blade system chops clippings repeatedly into tiny bits and forces them back into the turf where they decompose quickly and provide nutrients and moisture to the soil.



TRACTION ASSIST

Maintains constant speed on challenging areas with uneven terrain.



BLADE BRAKE CLUTCH

Stops the cutterblade but keeps the engine running while traveling over non-grassed areas or emptying the bag.



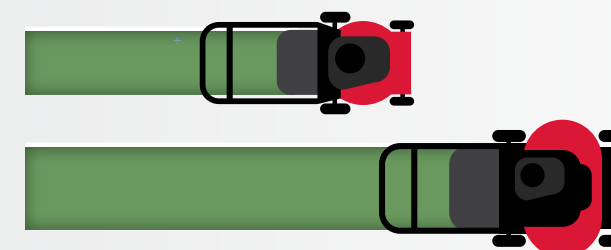
2-POINT HEIGHT OF CUT

Adjusts cutting height with just two levers.



SAVE
UP TO **40%**
OF YOUR MOWING TIME

+ Time savings via wider cutting path and enhanced speed of TimeMaster vs. 53 cm Toro® mower, and will vary with mowing conditions.



* For full warranty terms and conditions, please refer to the operator's manual on www.toro.com

SUPER RECYCLER

48 cm & 53 cm Mowers

Professional Results, Superior Finish

GREAT GARDENS START HERE

BUILT TO LAST

Super Recycler mowers are Toro's best residential recycling mowers. The blade, deck and bagging system work together to deliver excellent recycling or bagging performance for a healthy, lush-looking lawn. The durable cast aluminium cutting deck, combined with strategically placed kickers, provides the best quality of cut and recycling performance, so you can save time mowing, whilst achieving an excellent quality finish. They are built to last, with a full 5-year warranty for total peace of mind.



QUICK STORAGE HANDLEBAR

When you are finished mowing, flip the blue levers to raise the handles for compact storage.

DURABLE ALUMINIUM DECK

The die-cast deck is lightweight and corrosion resistant. Precision casting also produces outstanding quality of cut for improved performance.



EASY-TO-USE FEATURES



» RECYCLE-ON-DEMAND

Quickly switch between Recycle and Collect modes with an easy-to-use lever.



SINGLE-POINT HEIGHT OF CUT

Select the desired height of cut in one easy move.



» AUTOMATIC DRIVE SYSTEM

Senses and smoothly adjusts mower speed to your preferred walking pace.



FOR A PROFESSIONAL FINISH

SUPER BAGGER

53 cm Mowers

Powerful Collection and Reliable

SUPERIOR GRASS COLLECTION

The robust cast aluminium decks on Toro's Super Bagger mowers have a large rear discharge opening that allows more grass to flow into the bag. An innovative inter-lock switch eliminates the need for a rear flap, making it faster and easier to empty the grassbag.



AUTOMATIC DRIVE SYSTEM

Senses and smoothly adjusts mower speed to your preferred walking pace.



EASY-TO-USE FEATURES



» QUICK STORAGE HANDLEBAR

When you are finished mowing, flip the blue levers to raise the handles for compact storage.



CUTTERBLADE ACCELERATOR

Specifically designed to increase airflow, the result is improved grass collection.



DURABLE ALUMINIUM DECK

The die-cast deck is lightweight and corrosion resistant. Precision casting also produces outstanding quality of cut for improved performance.

TORO® GENUINE PARTS

Protect the reliability and productivity of your equipment with parts designed specifically for your Toro® products. Made from premium materials and engineered to enhance the safety and performance of your Toro equipment, every part we ship comes with a one-year full warranty.



MAINTENANCE KITS
Perform regular maintenance including replacing the air filter, spark plug and oil each season to ensure optimum performance with Toro maintenance kits. Kits include: 532 mL (18 oz.) bottle of oil, replacement air filter, spark plug and petrol stabilizer.

PART#	DESCRIPTION
20234	Maintenance Kit: Briggs & Stratton® Engine
20239	Maintenance Kit: Toro® Engine (2012 & prior)
20240	Maintenance Kit: Toro Engine (2013 - 2016)



GENUINE TORO BLADES
Keeping your mower blade sharp will give you the best quality of cut, and Toro has the right blade for every application and turf condition. Using sharp, genuine Toro mower blades will help produce a crisp, quality cut and contribute to the ongoing vitality of your garden – everytime you mow.

PART #	DESCRIPTION	CATEGORY
108-3759-03	Bagging Blade	53 cm Super Recycler®
108-3762-03	Recycling Blade	53 cm Super Recycler
131-4547-03	Atomic® Blade	55 cm Recycler® (FWD, RWD & AWD)
108-0954-03	Atomic Blade	53 cm Recycler
120-9500-03	Atomic Medium Lift Blade	76 cm TimeMaster®
20120P	Blade Kit (includes 2 medium lift blades)	76 cm TimeMaster
116-6358-03	Individual Atomic Hi-lift Blade	76 cm TimeMaster
20122P	Atomic Blade Kit (includes 2 Hi-lift blades)	76 cm TimeMaster



TORO MESH UTILITY BAG
Use Toro mesh utility bags for personal storage or picking up trash. Hangs conveniently behind the mower with on/off straps.

PART#	DESCRIPTION
490-7318	Toro® Small Walk Behind Bag
490-7322	Large Walk Behind Bag (no logo)
490-7325	Small Walk Behind Bag (no logo)



TORO® OIL & PREMIUM FUEL TREATMENT
To maximize the performance of your Toro product, we highly recommend using Toro oil, which has been specifically formulated for best results.

PART#	DESCRIPTION
38916	Toro® Standard SAE Oil (.53 L bottle)
38903	Toro Standard SAE Oil (1 L bottle)
117-0066	Toro Full Synthetic Oil 10W30 / SAE30 (1 L bottle)
131-6572	Toro Premium Fuel Treatment (.35 L bottle)



REPLACEMENT BAGS
Replace your worn or damaged bag to keep delivering a beautiful after-cut appearance with your Toro walk behind mower.

PART #	DESCRIPTION	CATEGORY
111-4025	Replacement Bag	41 cm Recycler®
134-0149	Replacement Bag	46 cm Recycler
117-9365	Replacement Bag	48 cm Super Recycler
110-7255	Replacement Bag	48 cm Recycler
117-4191	Replacement Bag	53 cm Super Bagger
130-6744	Replacement Bag	53 cm Recycler
114-2664	Replacement Bag	53 cm Super Recycler & AWD
115-4673	Replacement Bag	55 cm Recycler RWD
59305	Replacement Bag	55 cm Recycler FWD
121-5770	Replacement Bag	76 cm TimeMaster™
111-0045-03	Bag Frame only	41 cm Recycler
134-0138	Bag Frame only	46 cm Recycler
114-5374	Bag Frame only	48 cm Recycler
117-9363-03	Bag Frame only	48 cm Super Recycler
131-9697-03	Bag Frame only	53 cm Recycler
112-8750-03	Bag Frame only	53 cm Super Bagger
132-4529-03	Bag Frame only	53 cm Super Recycler
114-2679-03	Bag Frame only	55 cm Recycler RWD
132-4483-03	Bag Frame only	55 cm Recycler AWD
121-5766-03	Bag Frame only	76cm TimeMaster

ENHANCE YOUR MOWING EXPERIENCE

The lineup of Toro® mowers won't change how often you mow, but they will change how well you mow. Enhance your mowing experience by adding accessories to your Toro walk behind mower.



PRODUCT COVER
Protect your investment with a water-abrasion- and tear-resistant cover.

PART#	DESCRIPTION
490-7461	For 76 cm Toro WPMs (cover w/Toro logo)
490-7462	For all 46–55 cm Toro WPMs (cover w/Toro logo)
490-2012	For Toro SmartStow® in storage position (cover w/Toro logo)



TRACTION ASSIST HANDLE
Allows you to use your hands to control the speed of your mower with AutoMatic Drive System. The fixed assist handle allows you to squeeze the traction bar to adjust the mower speed without changing walking speed. Useful when turning tight corners and mowing hills.

PART#	DESCRIPTION
108-8120	Super Recycler & Recycler® mowers with AutoMatic Drive System (clamp-on)



STRIPING KITS
Attaches easily and can be used with or without a bagger. Create everything from simple stripes to an eye-catching work of art.

PART#	DESCRIPTION
20601	For all 50 – 55 cm Toro WPM
20602	For 76 cm Toro WPM

GUARANTEED-TO-START PROMISE

With our Guaranteed-To-Start (GTS) Promise, our engines will start on the first or second pull for two, three or five years* from the date of purchase or Toro will fix the engine free of charge. This warranty promise covers the cost of parts and labour.

+ Varies by model - see individual model page for more detail.



LAWN SIZE	SMALL (up to 200 m²)		MEDIUM (up to 500 m²)		
	Manoeuvrable and Easy-to-Use		Professional Results and Superior Finish		
MODEL	RECYCLER® 20942 / 20944	RECYCLER 20945	SUPER RECYCLER® 21681	SUPER RECYCLER 20838	SUPER RECYCLER 21680
KEY FEATURES	Washout Port	Washout Port	Height Adjustable Handlebar, Quick Storage Handlebar, Recycle on Demand, Washout Port	Height Adjustable Handlebar, Quick Storage Handlebar, Recycle on Demand, Washout Port	Height Adjustable Handlebar, Quick Storage Handlebar, Recycle on Demand, Washout Port
CUTTING WIDTH	46 cm	46 cm	>> 48 cm	48 cm	48 cm
ENGINE/MOTOR	Toro® OHV 159cc	Briggs & Stratton 140cc	Toro® OHV 159cc	Toro OHV 159cc ES	Honda® GCV OHC 160cc
DRIVE SYSTEM	Fixed Speed, Rear-Wheel Drive	Fixed Speed, Rear-Wheel Drive - highwheel	>> AutoMatic Drive System w/ Traction Assist, Rear-Wheel Drive	AutoMatic Drive System w/ Traction Assist, Rear-Wheel Drive	AutoMatic Drive System w/ Traction Assist, Rear-Wheel Drive
STARTER	Recoil, Zone Start	Recoil, Zone Start	Recoil, Zone Start	>> Recoil/Electric, Zone Start	Recoil, Zone Start
HEIGHT OF CUT	1-point, 25-70 mm	1-point, 25-70 mm	1-point, 25-102 mm	1-point, 25-102 mm	1-point, 25-102 mm
DECK TYPE	Steel	Steel	>> Aluminum	Aluminum	Aluminum
WEIGHT	29 kg	29 kg	37 kg	37 kg	37 kg
GRASSBAG CAPACITY	55 L	55 L	>> 60 L	60 L	60 L
FUEL TANK CAPACITY	1.0 L	1.0 L	1.1 L	1.1 L	1.1 L
DIMENSIONS (Length x Width x Height, mm)					
COLLAPSED	1230x530x560	1230x530x560	965 x 597 x 432	965 x 597 x 432	965 x 597 x 432
ASSEMBLED	1480x530x1050	1480x530x1050	1520 x 530 x 1090	1520 x 530 x 1090	1520 x 530 x 1090
WARRANTY HOME OWNER*	2 Year Limited Coverage* 2 Year Guaranteed to Start*	2 Year Limited Coverage* 2 Year Guaranteed to Start*	5 Year Limited Coverage* 5 Year Guaranteed to Start*	5 Year Limited Coverage* 5 Year Guaranteed to Start*	5 Year Limited Coverage* 5 Year Guaranteed to Start*
WARRANTY COMMERCIAL*	30 Days	30 Days	90 Days	90 Days	90 Days
BLADE ACCELERATOR	-	-	Standard	Standard	Standard
DECK KICKERS	-	-	Standard	Standard	Standard
WHEEL BEARINGS	Standard	Standard	Standard	Standard	Standard
DUAL BLADES	-	-	-	-	-
TRACTION ASSIST	-	-	Standard	Standard	Standard
2-IN-1 (BAG, RECYCLE)	-	-	Standard	Standard	Standard
3-IN-1 (BAG, RECYCLE, SIDE DISCHARGE)	Standard (REAR DISCHARGE)	Standard (REAR DISCHARGE)	-	-	-

LAWN SIZE	MEDIUM (up to 500 m²) continued				
	Easy-to-Use		Professional Results and Superior Finish		Powerful Collection and Reliable
MODEL	RECYCLER® 29732 / 21750	RECYCLER 29734 / 21751	SUPER RECYCLER 21690	SUPER RECYCLER 21691	SUPER BAGGER 20899
KEY FEATURES	-	-	Height Adjustable Handlebar, Quick Storage Handlebar, Washout Port	Height Adjustable Handlebar, Quick Storage Handlebar, Washout Port	Height Adjustable Handlebar, Quick Storage Handlebar
CUTTING WIDTH	>> 53 cm	53 cm	53 cm	53 cm	53 cm
ENGINE/MOTOR	Briggs & Stratton Series 675 EXI 163cc	Briggs & Stratton Series 675 EXI 163cc	Briggs & Stratton® Series 675 EXI 163cc	Briggs & Stratton Series 675 EXI 163cc	Honda® GCV OHC 160cc
DRIVE SYSTEM	Variable Speed, Rear-Wheel Drive	Variable Speed, Rear-Wheel Drive	>> AutoMatic Drive System, Rear-Wheel Drive	AutoMatic Drive System, Rear-Wheel Drive	AutoMatic Drive System, Rear-Wheel Drive
STARTER	Recoil, Zone Start	>> Electric/Recoil, Zone Start	Recoil, Zone Start	>> Recoil/Electric, Zone Start	Recoil, Zone Start
HEIGHT OF CUT	2-point, 32–95 mm	2-point, 32–95 mm	4-point, 32-108 mm	4-point, 32-108 mm	4-point, 30-108 mm
DECK TYPE	Steel	Steel	>> Aluminum	Aluminum	Aluminum
WEIGHT	30 kg	34 kg	37 kg	41 kg	36 kg
GRASSBAG CAPACITY	>> 70 L	70 L	65 L	65 L	65 L
FUEL TANK CAPACITY	0.95 L	0.95 L	0.9 L	0.9 L	>> 1.1 L
DIMENSIONS (Length x Width x Height, mm)					
COLLAPSED	965 x 581 x 432	965 x 581 x 432	1321 x 581 x 406	1321 x 581 x 406	965 x 514 x 432
ASSEMBLED	1400 x 560 x 1020	1400 x 560 x 1020	1650 x 560 x 1040	1650 x 560 x 1040	1590 x 560 x 1100
WARRANTY HOME OWNER*	2 Year Full Coverage*	2 Year Full Coverage*	5 Year Limited Coverage* 5 Year Guaranteed to Start*	5 Year Limited Coverage* 5 Year Guaranteed to Start*	5 Year Limited Coverage* 5 Year Guaranteed to Start*
WARRANTY COMMERCIAL*	90 Days	90 Days	90 Days	90 Days	90 Days
BLADE ACCELERATOR	-	-	>> Standard	Standard	Standard
DECK KICKERS	-	-	>> Standard	Standard	-
WHEEL BEARINGS	-	-	-	-	-
DUAL BLADES	-	-	-	-	-
TRACTION ASSIST	-	-	-	-	-
2-IN-1 (BAG, RECYCLE)	-	-	-	-	-
3-IN-1 (BAG, RECYCLE, SIDE DISCHARGE)	>> Standard	Standard	Standard	Standard	Standard

– Not Available
 | >> Step-up Feature

* For full warranty terms and conditions, please refer to the operator's manual on www.toro.com

LAWN SIZE	LARGE (up to 1000 m²)					
	Easy-to-Use	Versatile and Productive			Space-Saving	
MODEL	RECYCLER® 20954	RECYCLER 20955 / 21762	RECYCLER 20956 / 21763	RECYCLER 20958 / 21764	SMARTSTOW® 20959 / 21761	SMARTSTOW 20961 / 21765
KEY FEATURES	Washout Port	» Height Adjustable Handlebar, Recycle on Demand, Washout Port	Height Adjustable Handlebar, Recycle on Demand, Washout Port	» Blade Brake Clutch, Height Adjustable Handlebar, Recycle on Demand, Washout Port	SmartStow®, Washout Port	» SmartStow, Recycle on Demand, Washout Port
CUTTING WIDTH	» 55 cm	55 cm	55 cm	55 cm	55 cm	55 cm
ENGINE/MOTOR	Briggs & Stratton Series® 675 EXI 163cc	Briggs & Stratton Series 675 EXI 163cc	Briggs & Stratton Series 675 EXI 163cc	Briggs & Stratton Series 675 EXI 163cc	Briggs & Stratton Series 675 EXI 163cc	Briggs & Stratton Series 675 EXI 163cc
DRIVE SYSTEM	Variable Speed, Front-Wheel Drive, High Wheel	» AutoMatic Drive System, Rear-Wheel Drive	AutoMatic Drive System, Rear-Wheel Drive	AutoMatic Drive System, Rear-Wheel Drive	Variable Speed, Front-Wheel Drive, High Wheel	» AutoMatic Drive System, Rear-Wheel Drive, High Wheel
STARTER	Recoil, Zone Start	Recoil, Zone Start	» Electric/Recoil, Zone Start	Recoil, Zone Start	Recoil, Zone Start	Recoil, Zone Start
HEIGHT OF CUT	4-point, 25–102 mm	4-point, 25–102 mm	4-point, 25–102 mm	4-point, 25–102 mm	4-point, 25-102 mm	4-point, 25-102 mm
DECK TYPE	Steel	Steel	Steel	Steel	Steel	Steel
WEIGHT	36 kg	36 kg	40 kg	40 kg	35 kg	35 kg
GRASSBAG CAPACITY	» 74 L	74 L	74 L	74 L	74 L	74 L
FUEL TANK CAPACITY	0.9 L	0.9 L	0.9 L	0.9 L	0.9 L	0.9 L
DIMENSIONS (Length x Width x Height, mm)						
COLLAPSED	1029 x 597 x 406	1029 x 597 x 406	1029 x 597 x 406	1029 x 597 x 406	990 x 602 x 445	1029 x 597 x 406
ASSEMBLED	1500 x 580 x 1070	1500 x 580 x 1070	1500 x 580 x 1070	1500 x 580 x 1070	1500 x 580 x 1070	1500 x 580 x 1070
WARRANTY HOME OWNER*	2 Year Full Coverage* 2 Year Guaranteed to Start*	2 Year Full Coverage* 2 Year Guaranteed to Start*	2 Year Full Coverage* 2 Year Guaranteed to Start*	2 Year Full Coverage* 2 Year Guaranteed to Start*	2 Year Full Coverage* 2 Year Guaranteed to Start*	2 Year Full Coverage* 2 Year Guaranteed to Start*
WARRANTY COMMERCIAL*	90 Days	90 Days	90 Days	90 Days	90 Days	90 Days
BLADE ACCELERATOR	Standard	Standard	Standard	Standard	Standard	Standard
DECK KICKERS	» Standard	Standard	Standard	Standard	Standard	Standard
WHEEL BEARINGS	-	-	-	-	-	-
DUAL BLADES	-	-	-	-	-	-
TRACTION ASSIST	-	» Optional	Optional	Optional	-	Optional
2-IN-1 (BAG, RECYCLE)	-	-	-	-	-	-
3-IN-1 (BAG, RECYCLE, SIDE DISCHARGE)	Standard	Standard	Standard	Standard	Standard	Standard

LAWN SIZE	LARGE (up to 1000 m²) continued				EXTRA LARGE (larger than 1000 m²)	
	Eco-Friendly, Easy-to-Use	Easy-to-Use on Difficult Terrain	Manoeuvrable around Obstacles		Time-Saving and Reliable	
MODEL	 60V RECYCLER 21863 / 21863T	ALL-WHEEL DRIVE 21766	POWERVERSE® 20964	POWERVERSE 20965 / 21768	TIMEMASTER® 21810	TIMEMASTER 20978 / 21811
KEY FEATURES	» Height Adjustable Handlebar, SmartStow, Recycle on Demand, Washout Port, RunSmart™	Recycle on Demand, Washout Port,	» PoweReverse, Height Adjustable Handlebar, Washout Port, Recycle on Demand	» PoweReverse, Iso-Flex® Handlebar, SmartStow, Height Adjustable Handle, Washout Port, Recycle on Demand	Blade Brake Clutch, Height Adjustable Handlebar, Quick Storage Handlebar, Washout Port	Blade Brake Clutch, Height Adjustable Handlebar, Quick Storage Handlebar, Washout Port
CUTTING WIDTH	55 cm	55 cm	55 cm	55 cm	» 76 cm	76 cm
ENGINE/MOTOR	2,0 kW Brushless DC	Briggs & Stratton Series 675 EXI 163cc	Briggs & Stratton Series 675 EXI 163cc	Briggs & Stratton Series 675 EXI 163cc	Briggs & Stratton Series 1000 Quantum 223cc	Briggs & Stratton Series 1000 Quantum 223cc
DRIVE SYSTEM	» AutoMatic Drive System, Rear-Wheel Drive, High Wheel	» AutoMatic Drive System w/Traction Assist, All-Wheel Drive	» AutoMatic Drive System w/ PoweReverse	» AutoMatic Drive System w/ PoweReverse, High Wheel	AutoMatic Drive System w/ Traction Assist, Rear-Wheel Drive	AutoMatic Drive System w/ Traction Assist, Rear-Wheel Drive
STARTER	Push Button Start, Zone Start	Recoil, Zone Start	Recoil, Zone Start	Recoil, Zone Start	Recoil, Zone Start	» Recoil/Electric, Zone Start
HEIGHT OF CUT	4-point, 25–102 mm	4-point, 25-102 mm	4-point, 25-102 mm	4-point, 25-102 mm	2-point, 32-108 mm	2-point, 32-108 mm
DECK TYPE	Steel	Steel	Steel	Steel	Steel	Steel
WEIGHT	36 / 33 kg	34 kg	35 kg	38 kg	62 kg	65 kg
GRASSBAG CAPACITY	74 L	74 L	74 L	74 L	» 88 L	88 L
FUEL TANK CAPACITY	-	0.9 L	0.9 L	0.9 L	» 1.1 L	1.1 L
DIMENSIONS (Length x Width x Height, mm)						
COLLAPSED	1029 x 597 x 406	1029 x 597 x 406	1030 x 597 x 406	1030 x 597 x 406	1041 x 813 x 533	1041 x 813 x 533
ASSEMBLED	1500 x 580 x 1070	1500 x 580 x 1070	1500 x 580 x 1070	1500 x 580 x 1070	1630 x 810 x 1120	1630 x 810 x 1120
WARRANTY HOME OWNER*	3 Year Full Coverage* Battery and Mower	2 Year Full Coverage* 2 Year Guaranteed to Start*	2 Year Full Coverage* 2 Year Guaranteed to Start*	2 Year Full Coverage* 2 Year Guaranteed to Start*	3 Year Full Coverage* 3 Year Guaranteed to Start*	3 Year Full Coverage* 3 Year Guaranteed to Start*
WARRANTY COMMERCIAL*	-	90 Days	90 Days	90 Days	90 Days	90 Days
BLADE ACCELERATOR	Standard	Standard	Standard	Standard	-	-
DECK KICKERS	Standard	Standard	Standard	Standard	-	-
WHEEL BEARINGS	-	-	-	-	» Standard	Standard
DUAL BLADES	-	-	-	-	» Standard	Standard
TRACTION ASSIST	Optional	» Standard	Optional	Optional	» Standard	Standard
2-IN-1 (BAG, RECYCLE)	-	-	-	-	-	-
3-IN-1 (BAG, RECYCLE, SIDE DISCHARGE)	Standard	Standard	Standard	Standard	Standard	Standard

— Not Available
 |
 » Step-up Feature

* For full warranty terms and conditions, please refer to the operator's manual on [www.toro.com](#)



Every product that carries the Toro® brand is backed by over 100 years of history, innovation and timeless dependability. We never stop investing in research and development to give our customers the latest features. That's why Toro is one of the best-known, most trusted brands in the business. We also stand behind our products with a global network of knowledgeable dealers for parts and service support.

The Brand Professionals Trust.



Count on it.



toro.com
Worldwide Headquarters
The Toro Company
8111 Lyndale Ave. So.
Bloomington, MN 55420 U.S.A.
Phone: (1) 952 888 8801
Fax: (1) 952 887 8258

©2020 The Toro Company.
All Rights Reserved.

20-501-MASTER

Products depicted in this literature are for demonstration purposes only. Actual products offered for sale may vary in use, design, required attachments and safety features. We reserve the right to improve our products and make changes in specifications, design and standard equipment without notice and without incurring obligation. See your distributor for details on all our warranties.



facebook.com/TheToroCompany
twitter.com/TheToroCompany
youtube.com/ToroCompanyEurope

