

TORO.

RESIDENTIAL WALK MOWERS



NEW!



TORO®

THE BRAND PROFESSIONALS TRUST

From Manchester United and Real Madrid football clubs to St Andrews Links, professionals count on Toro to deliver exceptional quality and results.

Learn more at Toro's History,
at [Youtube.com/TOROEUROPE](https://www.youtube.com/TOROEUROPE)



INNOVATION

Toro products are rich with innovative features made just for homeowners. With over 100 residential patents, innovation is at the heart of Toro's success. Look for our **BLUE FEATURE** to easily identify innovative, smart features developed by Toro to enhance your mowing experience.



BUILT TO LAST

We stand behind our mowers' performance, season after season, which is why we offer some of the best warranty programmes in the business. With our full coverage warranty programmes, if the mower is defective in materials or workmanship, or if it stops functioning due to the failure of a component, under normal use and maintenance, Toro will fix it free of charge.



LEGACY OF EXCELLENCE

Since 1919, The Toro Company has built, tested and led innovative solutions to care for your turf. Today, Toro continues to lead by focusing on creating high performance, environmentally friendly solutions to help our customers around the world preserve the beauty, productivity and sustainability of the land.



Learn more at
Toro.com

MOW LIKE A PRO

EASY-TO-USE FEATURES



Blue MEANS MORE FOR YOU WITH
Smart FEATURES FROM TORO®



Feature highlighted in **blue** point to innovative, smart features developed by Toro® to enhance your mowing experience.

MORE EASE-OF-USE



» AUTOMATIC DRIVE SYSTEM

AutoMatic Drive System senses and smoothly adjusts to your preferred walking pace. Slight pressure on the handle propels the mower to the exact speed you want to go.



NEW!

» POWEREVERSE™

AutoMatic Drive System handle delivers power to front wheels to provide a reverse assist for easy maneuvering.



» BLADE BRAKE CLUTCH

The clutch stops the cutterblade but enables the engine to continue running. This minimises re-starts, and saves you time while emptying the grassbag, it is also useful when travelling over non-grassed areas.



NEW!

» ISO-FLEX™ HANDLE

Vibration isolation and gliding height range for the ultimate operator comfort and control.



MORE VERSATILITY



» SMARTSTOW®

Save up to 70%[^] floor space by storing the mower upright, with no fuel or oil leaks.



[^] compared to other Toro® 55 cm walk mowers



» RECYCLE-ON-DEMAND

Quickly switch from recycling to bagging in seconds by flipping the quick-change lever.



0 WITH FEATURES

POWERVERSE™

NEW!

AutoMatic Drive System senses and delivers power to front wheels to provide a reverse assist for easy maneuvering.



BLADE BRAKE CLUTCH

The clutch stops the cutterblade but enables the engine to continue running. This minimises re-starts, and saves you time while emptying the grassbag, it is also useful when travelling over non-grassed areas.

TRACTION ASSIST HANDLE

Maintains constant speed on challenging areas with uneven terrain.

SMARTSTOW®

Stores vertically, reducing the storage footprint needed by up to 70%*.

*Space savings are in relation to the space consume by a Toro 55cm Walk-Power Mower that is stored with the handle in the standard operating position.

ELECTRIC START (ES)

Electric key start offers effortless engine starting on the turn of a key.



RECYCLE-ON-DEMAND

Quickly switch from recycling to bagging in seconds by flipping the quick-change lever.



AUTOMATIC DRIVE SYSTEM

Senses and smoothly adjusts to your walking speed, even on slopes.

HEIGHT ADJUSTABLE HANDLEBAR

Handlebar can be easily adjusted to different heights to suit the operator.

QUICK STORAGE HANDLEBAR

Release the lever to stow the handlebar in the upright lock position. The grass bag can be stored on the handlebar, saving space and allowing the grass bag to dry effectively.



NEW!

ISO-FLEX™ HANDLE

Vibration isolation and gliding height range for the ultimate operator comfort and control.



EASY FOLDING HANDLEBARS

Handlebars fold for easy transport and compact storage.



WASHOUT PORT

Connect a hose to the washout port to easily clean grass cuttings from under the deck. This prevents grass build up, and maintains better performance.

Shown on the PoweReverse™ 55 cm Recycler®, see pages 12-13

Not all features shown are available on all products. See specific product pages for more details.

ELECTRIC MOWERS

36 cm & 41 cm

Compact and Eco-Friendly

TOUGH AND LIGHTWEIGHT

LIGHT, QUIET, POWERFUL AND EASY TO USE

The perfect solution for small gardens – Toro® Electric Mowers, available in 36 cm and 41 cm models, are lighter than petrol models and have great manoeuvrability. Equipped with long life induction motors, these mowers provide a quiet, smooth performance. And the 41 cm unit has an aluminum skeleton chassis that is as tough as it is lightweight.



CORD MANAGEMENT

Locks cord into place to prevent it from disconnecting during use.

ALUMINIUM SKELETON CHASSIS

Built with tough, high impact polymer construction is both lightweight and durable. (21141 only)

EASY-TO-USE FEATURES



1-POINT HEIGHT OF CUT

Makes changing the height of cut quick and effortless with a spring assisted lever.



PUSH START

Quickly starts the mower, while the comfortable full width handlebar provides maximum control.



HIGH IMPACT ABS DECK

Durable, lightweight and can be used in Recycler®, rear discharge or rear collection modes.



ALL-WHEEL DRIVE (AWD)

55 cm Recycler® Mower

Easy to Use on Difficult Terrain

POWERFUL PERFORMANCE



TACKLE TOUGH HILLS AND SLOPES

Toro's All-Wheel Drive Recycler® mower takes the muscle out of mowing hills, soft wet conditions and other tough mowing challenges. Extra traction makes it easy to manoeuvre with less effort, while the AutoMatic Drive system and traction assist handle keep you mowing at a comfortable pace on inclines up to 15 degrees.



DUAL VARIABLE TRANSMISSIONS

Deliver true independent variable engagement, resulting in smooth forward and reverse manoeuvring.



RUGGED WHEEL DESIGN

Provides added traction in tough mowing conditions.

EASY-TO-USE FEATURES



ALL-WHEEL DRIVE SYSTEM

Makes mowing hilly, tough terrain easy. Front and rear wheels engage independently, distributing the right amount of traction where needed.



» RECYCLE ON DEMAND

Quickly switch from Recycling to collecting with the flip of a lever.



» AUTOMATIC DRIVE SYSTEM WITH TRACTION ASSIST

The traction assist handle helps keep you mowing at a steady speed and senses and smoothly adjusts to your preferred walking pace.



* For full warranty terms and conditions, please refer to the operator's manual on www.toro.com

RECYCLER®

53 cm & 55 cm

Easy to Use, Versatile, and Productive

YOUR GARDEN YOUR WAY

The Toro Recycler line has smart features that make mowing easier. Choose between front, rear and all-wheel drive options. With available step-up features that include SmartStow®, AutoMatic Drive System, electric start, Blade Brake Clutch and All-Wheel Drive. With front throw chamber and Atomic blade that are designed to suspend and re-cut clippings into a fine mulch which promotes a healthy, lush lawn.

EASY-TO-USE FEATURES

Toro Recycler mowers are available in sizes ranging from 46 - 55 cm. Choose from the features below and more.

See specifications in back for complete model information.



» AUTOMATIC DRIVE SYSTEM

Senses and smoothly adjusts to your walking speed, even on slopes.



» RECYCLE-ON-DEMAND

Quickly switch between Recycle and Collect modes with an easy-to-use lever.



» BLADE BRAKE CLUTCH

Stops the cutterblade but enables the engine to continue running, while emptying the bag or travelling over non-grassed areas. (20958 only)



THE RECYCLER® ADVANTAGE

✓ TIME SAVING

Spend less time emptying grassbags

✓ BENEFICIAL TO YOUR TURF

Nutrient-rich clippings are returned to the soil where they quickly feed the roots for a healthy, lush garden.

✓ ENVIRONMENTALLY FRIENDLY

No need for disposal, which eliminates transportation costs and landfill use.

SELECT YOUR PERFECT RECYCLER

See specifications in back for complete product information.

COMPACT

Models like: 29734

◀ KEY FEATURES

53 cm Cutting Width
Electric Start



VERSITILE

Models like: 20955

◀ KEY FEATURES

AutoMatic Drive System
Recycle on Demand



FULLY LOADED

Models like: 20958

◀ KEY FEATURES

Blade Brake Clutch
AutoMatic Drive System
Recycle on Demand
Washout Port



* For full warranty terms and conditions, please refer to the operator's manual on www.toro.com

SMARTSTOW®
55 cm Recycler® Mowers

Space-Saving


THE PERFECT FIT



Our Recycler® with SmartStow® is a first-of-its-kind, space-saving petrol mower, coupled with the proven durability, reliability and superior quality of cut of Toro's Recycler cutting system. Breakthrough Mow 'n' Stow™ engine technology from Briggs & Stratton® allows the mower to be stored vertically after every use without petrol or oil leaks. This reduces the storage footprint needed for your mower by up to 70%*, and offers easier access to clean under the deck and check the blade.

EASY TO STORE, EASY TO MAINTAIN

SmartStow® technology folds, locks and stores your mower vertically in three simple steps.



Available on Select Models



TAKES UP TO
70%⁺
LESS SPACE
IN YOUR GARAGE



*Space savings are in relation to the space occupied by a Toro 55cm walk-power Mower that is stored with the handle in the standard operating position.

* For full warranty terms and conditions, please refer to the operator's manual on www.toro.com

POWERREVERSE™
55 cm Recycler® Mowers

Manoeuvrable around Obstacles

POWERFUL IN BOTH DIRECTIONS



Every garden has that tough spot. One that gives you a hard time every time you mow. The playground set, fence corners, or rolling hills. Are you tired of putting your body through its paces? Take charge with Toro's NEW, easiest way to mow with power assist in both directions.

EASY-TO-USE FEATURES



» RECYCLE-ON-DEMAND

Quickly switch between Recycle and Collect modes with an easy-to-use lever.



NEW!

» ISO-FLEX™ HANDLE

Isolates vibration with a gliding height range for comfort and control. (20965 only)



NEW!

» POWERREVERSE™

AutoMatic Drive System senses and delivers power to front wheels to provide a reverse assist for easy maneuvering.



**MAKE MOWING EASIER
WITH POWER ASSIST IN BOTH
DIRECTIONS.**

AVAILABLE WITH SMARTSTOW®

Stores vertically, reducing the storage footprint needed by up to 70%. (20965 only)



*Space savings are in relation to the space occupied by a Toro 55cm walk-power Mower that is stored with the handle in the standard operating position.

* For full warranty terms and conditions, please refer to the operator's manual on www.toro.com

TIMEMASTER™
76 cm Recycler® Mowers

Time-Saving and Reliable

MOW
UP TO **40%**
FASTER⁺



For homeowners with large gardens, the Toro® TimeMaster™ covers more ground in far less time. The sleek, lightweight body is surprisingly easy to manoeuvre, making it simple to circle trees or shrubs. The Dual-Force™ twin blade cutting system combined with Toro Atomic blades makes light work of grass cutting on a large scale and whether you collect or recycle the clippings, you're sure of a superior quality of cut.

EASY-TO-USE FEATURES



» AUTOMATIC DRIVE SYSTEM WITH TRACTION ASSIST

The traction assist handle helps keep you mowing at a steady speed and senses and smoothly adjusts to your preferred walking pace.



» QUICK STORAGE HANDLEBAR

Handle stores vertically for easy compact storage and adjusts to ensure a comfortable mowing experience for any operator.




DUAL-FORCE™ CUTTING SYSTEM

Unique twin blade system chops clippings repeatedly into tiny bits and forces them back into the turf where they decompose quickly and provide nutrients and moisture to the soil.




TRACTION ASSIST

Maintains constant speed on challenging areas with uneven terrain.



BLADE BRAKE CLUTCH

Stops the cutterblade but keeps the engine running while traveling over non-grassed areas or emptying the bag.



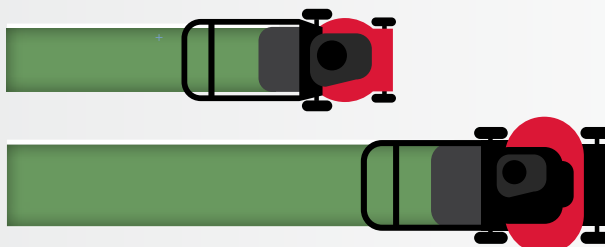
2-POINT HEIGHT OF CUT

Adjusts cutting height with just two levers.



SAVE UP TO 40% OF YOUR MOWING TIME

+ Time savings via wider cutting path and enhanced speed of TimeMaster vs. 53 cm Toro® mower, and will vary with mowing conditions.



SUPER RECYCLER

48 cm & 53 cm

Professional Results, Superior Finish

GREAT GARDENS START HERE



BUILT TO LAST

Super Recycler mowers are Toro's best residential recycling mowers. The blade, deck and bagging system work together to deliver excellent recycling or bagging performance for a healthy, lush-looking lawn. The durable cast aluminium cutting deck, combined with strategically placed kickers, provides the best quality of cut and recycling performance, so you can save time mowing, whilst achieving an excellent quality finish. They are built to last, with a full 5-year warranty for total peace of mind.



QUICK STORAGE HANDLEBAR

When you are finished mowing, flip the blue levers to raise the handles for compact storage.

DURABLE ALUMINIUM DECK

The die-cast deck is lightweight and corrosion resistant. Precision casting also produces outstanding quality of cut for improved performance.



EASY-TO-USE FEATURES



» RECYCLE-ON-DEMAND

Quickly switch between Recycle and Collect modes with an easy-to-use lever.



SINGLE-POINT HEIGHT OF CUT

Select the desired height of cut in one easy move.



» AUTOMATIC DRIVE SYSTEM

Senses and smoothly adjusts mower speed to your preferred walking pace.



SUPER BAGGER

53 cm


Powerful Collection and Reliable

FOR A PROFESSIONAL FINISH




SUPERIOR GRASS COLLECTION

The robust cast aluminium decks on Toro's Super Bagger mowers have a large rear discharge opening that allows more grass to flow into the bag. An innovative inter-lock switch eliminates the need for a rear flap, making it faster and easier to empty the grassbag.



AUTOMATIC DRIVE SYSTEM

Senses and smoothly adjusts mower speed to your preferred walking pace.



DURABLE ALUMINIUM DECK

The die-cast deck is lightweight and corrosion resistant. Precision casting also produces outstanding quality of cut for improved performance.

EASY-TO-USE FEATURES



» QUICK STORAGE HANDLEBAR

When you are finished mowing, flip the blue levers to raise the handles for compact storage.



CUTTERBLADE ACCELERATOR

Specifically designed to increase airflow, the result is improved grass collection.



» BLADE BRAKE CLUTCH


Stops the blade but enables the engine to continue running, while emptying the grass bag or travelling over non-grassed areas.



* For full warranty terms and conditions, please refer to the operator's manual on www.toro.com

TORO® GENUINE PARTS


Protect the reliability and productivity of your equipment with parts designed specifically for your Toro® products. Made from premium materials and engineered to enhance the safety and performance of your Toro equipment, every part we ship comes with a one-year full warranty.



MAINTENANCE KITS

Perform regular maintenance including replacing the air filter, spark plug and oil each season to ensure optimum performance with Toro maintenance kits. Kits include: 18 oz. bottle of oil, replacement air filter, spark plug and petrol stabilizer.

PART#	DESCRIPTION
20234	Maintenance Kit: Briggs & Stratton® Engine
20239	Maintenance Kit: Toro® Engine (2012 & prior)
20240	Maintenance Kit: Toro Engine (2013 - 2016)



TORO® OIL & PREMIUM FUEL TREATMENT

To maximize the performance of your Toro product, we highly recommend using Toro oil, which has been specifically formulated for best results.

PART#	DESCRIPTION
38916	Toro® Standard SAE Oil (.53 L bottle)
38903	Toro Standard SAE Oil (1 L bottle)
117-0066	Toro Full Synthetic Oil 10W30 / SAE30 (1 L bottle)
131-6572	Toro Premium Fuel Treatment (.35 L bottle)



GENUINE TORO BLADES

Keeping your mower blade sharp will give you the best quality of cut, and Toro has the right blade for every application and turf condition. Using sharp, genuine Toro mower blades will help produce a crisp, quality cut and contribute to the ongoing vitality of your garden – everytime you mow.

PART #	DESCRIPTION	CATEGORY
108-3759-03	Bagging Blade	53 cm Super Recycler®
108-3762-03	Recycling Blade	53 cm Super Recycler
131-4547-03	Atomic® Blade	55 cm Recycler® (FWD, RWD & AWD)
108-0954-03	Atomic Blade	53 cm Recycler
120-9500-03	Atomic Medium Lift Blade	76 cm TimeMaster®
20120P	Blade Kit (includes 2 medium lift blades)	76 cm TimeMaster
116-6358-03	Individual Atomic Hi-lift Blade	76 cm TimeMaster
20122P	Atomic Blade Kit (includes 2 Hi-lift blades)	76 cm TimeMaster



REPLACEMENT BAGS

Replace your worn or damaged bag to keep delivering a beautiful after-cut appearance with your Toro walk behind mower.

PART #	DESCRIPTION	CATEGORY
111-4025	Replacement Bag	41 cm Recycler®
134-0149	Replacement Bag	46 cm Recycler
117-9365	Replacement Bag	48 cm Super Recycler
110-7255	Replacement Bag	48 cm Recycler
117-4191	Replacement Bag	53 cm Super Bagger
130-6744	Replacement Bag	53 cm Recycler
114-2664	Replacement Bag	53 cm Super Recycler & AWD
115-4673	Replacement Bag	55 cm Recycler RWD
59305	Replacement Bag	55cm Recycler FWD
121-5770	Replacement Bag	76 cm TimeMaster™
111-0045-03	Bag Frame only	41 cm Recycler
134-0138	Bag Frame only	46 cm Recycler
114-5374	Bag Frame only	48 cm Recycler
117-9363-03	Bag Frame only	48 cm Super Recycler
131-9697-03	Bag Frame only	53 cm Recycler
112-8750-03	Bag Frame only	53 cm Super Bagger
132-4529-03	Bag Frame only	53 cm Super Recycler
114-2679-03	Bag Frame only	55 cm Recycler RWD
132-4483-03	Bag Frame only	55 cm Recycler AWD
121-5766-03	Bag Frame only	76cm TimeMaster



TORO MESH UTILITY BAG

Use Toro mesh utility bags for personal storage or picking up trash. Hangs conveniently behind the mower with on/off straps.

PART#	DESCRIPTION
490-7318	Toro® Small Walk Behind Bag
490-7322	Large Walk Behind Bag (no logo)
490-7325	Small Walk Behind Bag (no logo)


ENHANCE YOUR MOWING EXPERIENCE

The lineup of Toro® mowers won't change how often you mow, but they will change how well you mow. Enhance your mowing experience by adding accessories to your Toro walk behind mower.



PRODUCT COVER

Protect your investment with a water-abrasion- and tear-resistant cover.



STRIPING KITS

Attaches easily and can be used with or without a bagger. Create everything from simple stripes to an eye-catching work of art.

PART#	DESCRIPTION
490-7461	For 76 cm Toro WPMs (cover w/Toro logo)
490-7462	For all 46–55 cm Toro WPMs (cover w/Toro logo)
490-2012	For Toro SmartStow® in storage position (cover w/Toro logo)

PART#	DESCRIPTION
20601	For all 50 – 55 cm Toro WPM
20602	For 76 cm Toro WPM
137-5030	For 107 cm TimeCutter
119-3380	For 122 cm TimeCutter HD
120-7905	For 127 cm TimeCutter
117-5319	For 137 cm TimeCutter HD



TRACTION ASSIST HANDLE

Allows you to use your hands to control the speed of your mower with AutoMatice Drive System. The fixed assist handle allows you to squeeze the traction bar to adjust the mower speed without changing walking speed. Useful when turning tight corners and mowing hills.

PART#	DESCRIPTION
108-8120	Super Recycler & Recycler® mowers with AutoMatic Drive System (clamp-on)

GUARANTEED-TO-START PROMISE

With our Guaranteed-To-Start (GTS) Promise, our engines will start on the first or second pull for two, three or five years* from the date of purchase or Toro will fix the engine free of charge. This warranty promise covers the cost of parts and labour.

+ Varies by model - see individual model page for more detail.



LAWN SIZE		SMALL (up to 200 m ²)			
	Compact and Eco-friendly		Manoeuvrable and Easy-to-Use		
MODEL	ELECTRIC 21136	ELECTRIC 21141	RECYCLER® 21132	RECYCLER 20942	RECYCLER 20943 / 20945
KEY FEATURES	–	–	–	>> Washout Port	>> Washout Port
CUTTING WIDTH	36 cm	>> 41 cm	41 cm	>> 46 cm	46 cm
ENGINE/MOTOR	1400 Watt	>> 1500 Watt	Briggs & Stratton Series 575 Quantum 140cc	Toro OHV 159cc	Briggs & Stratton 140cc
DRIVE SYSTEM	Push	Push	>> Fixed Speed, Rear-Wheel Drive	Fixed Speed, Rear-Wheel Drive	Fixed Speed, Rear-Wheel Drive, High Wheel
STARTER	Electric	Electric	Recoil, Zone Start	Recoil, Zone Start	Recoil, Zone Start
HEIGHT OF CUT	1-point, 13–60 mm	>> 1-point, 13–65 mm	1-point, 13–65 mm	1-point, 25–70 mm	1-point, 25–70 mm
DECK TYPE	Polymer	>> Aluminium/Polymer	Aluminium/Polymer	Steel	Steel
WEIGHT	21 kg	28 kg	32 kg	29 kg	35 kg
GRASSBAG CAPACITY	38 L	>> 55 L	55 L	55 L	55 L
FUEL TANK CAPACITY	–	–	1.0 L	1.0 L	1.0 L
DIMENSIONS (Length x Width x Height, mm)					
COLLAPSED	735 x 396 x 380	845 x 445 x 445	845 x 445 x 445	1230x530x560	1230x530x560
ASSEMBLED	1360 x 450 x 1040	1380 x 480 x 1060	1370 x 475 x 1050	1480x530x1050	1480x545x1480
WARRANTY HOME OWNER*	2 Year Full Coverage*	2 Year Full Coverage*	2 Year Limited Coverage* 2 Year Guaranteed to Start*	2 Year Limited Coverage* 2 Year Guaranteed to Start*	2 Year Limited Coverage* 2 Year Guaranteed to Start*
WARRANTY COMMERCIAL*	–	–	90 Days	30 Days	30 Days
BLADE ACCELERATOR	–	–	–	–	–
DECK KICKERS	–	–	–	–	–
WHEEL BEARINGS	–	–	Front only	>> Standard	Standard
DUAL BLADES	–	–	–	–	–
TRACTION ASSIST	–	–	–	–	–
2-IN-1 (BAG, RECYCLE)	Standard	Standard	Standard	–	–
3-IN-1 (BAG, RECYCLE, SIDE DISCHARGE)	–	–	–	>> Standard (REAR DISCHARGE)	Standard (REAR DISCHARGE)

LAWN SIZE		MEDIUM (up to 500 m ²)					
	Professional Results and Superior Finish			Easy-to-Use		Professional Results and Superior Finish	
MODEL	SUPER RECYCLER® 20836 / 21681	SUPER RECYCLER 20838	SUPER RECYCLER 20837 / 21680	RECYCLER® 29732	RECYCLER 29734	SUPER RECYCLER 20792 / 21690	SUPER RECYCLER 20797 / 21691
KEY FEATURES	Height Adjustable Handlebar, Quick Storage Handlebar , Recycle on Demand , Washout Port	Height Adjustable Handlebar, Quick Storage Handlebar , Recycle on Demand , Washout Port	Height Adjustable Handlebar, Quick Storage Handlebar , Recycle on Demand , Washout Port	-	-	Height Adjustable Handlebar, Quick Storage Handlebar , Washout Port	Height Adjustable Handlebar, Quick Storage Handlebar , Washout Port
CUTTING WIDTH	48 cm	48 cm	48 cm	» 53 cm	53 cm	» 53 cm	53 cm
ENGINE/MOTOR	Toro® OHV 159cc	Toro OHV 159cc ES	Honda® GCV OHC 160cc	Briggs & Stratton Series 675 EXI 163cc	Briggs & Stratton Series 675 EXI 163cc	Briggs & Stratton® Series 675 EXI 163cc	Briggs & Stratton Series 675 EXI 163cc
DRIVE SYSTEM	AutoMatic Drive System w/ Traction Assist, Rear-Wheel Drive	AutoMatic Drive System w/ Traction Assist, Rear-Wheel Drive	AutoMatic Drive System w/ Traction Assist, Rear-Wheel Drive	Variable Speed, Rear-Wheel Drive	Variable Speed, Rear-Wheel Drive	AutoMatic Drive System , Rear-Wheel Drive	AutoMatic Drive System , Rear-Wheel Drive
STARTER	Recoil, Zone Start	» Recoil/Electric, Zone Start	Recoil, Zone Start	Recoil, Zone Start	» Electric/Recoil, Zone Start	Recoil, Zone Start	» Recoil/Electric, Zone Start
HEIGHT OF CUT	1-point, 25-102 mm	1-point, 25-102 mm	1-point, 25-102 mm	2-point, 32-95 mm	2-point, 32-95 mm	4-point, 32-108 mm	4-point, 32-108 mm
DECK TYPE	» Aluminum	Aluminum	Aluminum	Steel	Steel	Aluminum	Aluminum
WEIGHT	37 kg	37 kg	36 kg	30 kg	34 kg	38 kg	41 kg
GRASSBAG CAPACITY	» 60 L	60 L	60 L	» 70 L	70 L	65 L	65 L
FUEL TANK CAPACITY	1.1 L	1.1 L	1.1 L	0.95 L	0.95 L	0.9 L	0.9 L
DIMENSIONS (Length x Width x Height, mm)							
COLLAPSED	965 x 597 x 432	965 x 597 x 432	965 x 597 x 432	965 x 581 x 432	965 x 581 x 432	1321 x 581 x 406	1321 x 581 x 406
ASSEMBLED	1520 x 530 x 1090	1520 x 530 x 1090	1520 x 530 x 1090	1400 x 560 x 1020	1400 x 560 x 1020	1650 x 560 x 1040	1650 x 560 x 1040
WARRANTY HOME OWNER*	5 Year Limited Coverage* 5 Year Guaranteed to Start*	5 Year Limited Coverage* 5 Year Guaranteed to Start*	5 Year Limited Coverage* 5 Year Guaranteed to Start*	2 Year Full Coverage*	2 Year Full Coverage*	5 Year Limited Coverage* 5 Year Guaranteed to Start*	5 Year Limited Coverage* 5 Year Guaranteed to Start*
WARRANTY COMMERCIAL*	90 Days	90 Days	90 Days	90 Days	90 Days	90 Days	90 Days
BLADE ACCELERATOR	Standard	Standard	Standard	-	-	» Standard	Standard
DECK KICKERS	Standard	Standard	Standard	-	-	» Standard	Standard
WHEEL BEARINGS	Standard	Standard	Standard	-	-	-	-
DUAL BLADES	-	-	-	-	-	-	-
TRACTION ASSIST	Standard	Standard	Standard	-	-	-	-
2-IN-1 (BAG, RECYCLE)	Standard	Standard	Standard	-	-	-	-
3-IN-1 (BAG, RECYCLE, SIDE DISCHARGE)	-	-	-	» Standard	Standard	» Standard	Standard

- Not Available | » Step-up Feature
 * For full warranty terms and conditions, please refer to the operator's manual on www.toro.com

LAWN SIZE		MEDIUM (up to 500 m ²) <i>continued</i>		LARGE (up to 1000 m ²)			
		Powerful Collection and Reliable		Easy-to-Use	Versatile and Productive		
MODEL		SUPER BAGGER 20899	SUPER BAGGER 20897	RECYCLER® 20954	RECYCLER 20955	RECYCLER 20956	RECYCLER 20958
KEY FEATURES		Height Adjustable Handlebar, Quick Storage Handlebar	>> Blade Brake Clutch, Height Adjustable Handlebar, Quick Storage Handlebar	>> Washout Port	>> Height Adjustable Handlebar, Recycle on Demand, Washout Port	Height Adjustable Handlebar, Recycle on Demand, Washout Port	>> Blade Brake Clutch, Height Adjustable Handlebar, Recycle on Demand, Washout Port
CUTTING WIDTH		53 cm	53 cm	>> 55 cm	55 cm	55 cm	55 cm
ENGINE/MOTOR		Honda® GCV OHC 160cc	Honda GCV OHC 160cc	Briggs & Stratton Series® 675 EXI 163cc	Briggs & Stratton Series 675 EXI 163cc	Briggs & Stratton Series 675 EXI 163cc	Briggs & Stratton Series 675 Quantum 163cc
DRIVE SYSTEM		AutoMatic Drive System, Rear-Wheel Drive	AutoMatic Drive System, Rear-Wheel Drive	Variable Speed, Front-Wheel Drive	>> AutoMatic Drive System, Rear-Wheel Drive	AutoMatic Drive System, Rear-Wheel Drive	AutoMatic Drive System, Rear-Wheel Drive
STARTER		Recoil, Zone Start	Recoil, Zone Start	Recoil, Zone Start	Recoil, Zone Start	>> Electric/Recoil, Zone Start	Recoil, Zone Start
HEIGHT OF CUT		4-point, 30-108 mm	4-point, 30-108 mm	4-point, 25-114 mm	4-point, 25-102 mm	4-point, 25-102 mm	4-point, 25-102 mm
DECK TYPE		Aluminum	Aluminum	Steel	Steel	Steel	Steel
WEIGHT		36 kg	40 kg	36 kg	36 kg	40 kg	40 kg
GRASSBAG CAPACITY		65 L	65 L	>> 74 L	74 L	74 L	74 L
FUEL TANK CAPACITY		>> 1.1 L	1.1 L	0.9 L	0.9 L	0.9 L	0.9 L
DIMENSIONS (Length x Width x Height, mm)							
	COLLAPSED	965 x 514 x 432	965 x 581 x 432	1029 x 597 x 406	1029 x 597 x 406	1029 x 597 x 406	1029 x 597 x 406
	ASSEMBLED	1590 x 560 x 1100	1590 x 585 x 1080	1500 x 580 x 1070	1500 x 580 x 1070	1500 x 580 x 1070	1500 x 580 x 1070
WARRANTY HOME OWNER*		5 Year Limited Coverage* 5 Year Guaranteed to Start*	5 Year Limited Coverage* 5 Year Guaranteed to Start*	2 Year Full Coverage* 2 Year Guaranteed to Start*	2 Year Full Coverage* 2 Year Guaranteed to Start*	2 Year Full Coverage* 2 Year Guaranteed to Start*	2 Year Full Coverage* 2 Year Guaranteed to Start*
WARRANTY COMMERCIAL*		90 Days	90 Days	90 Days	90 Days	90 Days	90 Days
BLADE ACCELERATOR		Standard	-	-	>> Standard	Standard	Standard
DECK KICKERS		-	-	>> One	One	One	One
WHEEL BEARINGS		-	-	-	-	-	-
DUAL BLADES		-	-	-	-	-	-
TRACTION ASSIST		-	-	-	>> Optional	Optional	Optional
2-IN-1 (BAG, RECYCLE)		-	-	-	-	-	-
3-IN-1 (BAG, RECYCLE, SIDE DISCHARGE)		Standard	Standard	Standard	Standard	Standard	Standard

LAWN SIZE	LARGE (up to 1000 m²) continued					EXTRA LARGE (larger than 1000 m²)	
	Space-Saving		Easy-to-Use on Difficult Terrain	Manoeuvrable around Obstacles		Time-Saving and Reliable	
MODEL	SMARTSTOW® 20959	SMARTSTOW 20961	ALL-WHEEL DRIVE 20960 / 21766	POWERVERSE™ 20964	POWERVERSE 20965 / 21768	TIMEMASTER™ 20976	TIMEMASTER 20978
KEY FEATURES	SmartStow®, Washout Port	» SmartStow, Recycle on Demand, Washout Port	Recycle on Demand, Washout Port,	» PoweReverse, Height Adjustable Handlebar, Washout Port, Recycle on Demand	» PoweReverse, Iso-Flex™ Handlebar, SmartStow, Height Adjustable Handle, Washout Port, Recycle on Demand	Blade Brake Clutch, Height Adjustable Handlebar, Quick Storage Handlebar, Washout Port	Blade Brake Clutch, Height Adjustable Handlebar, Quick Storage Handlebar, Washout Port
CUTTING WIDTH	55cm	55 cm	55 cm	55 cm	55 cm	» 76 cm	76 cm
ENGINE/MOTOR	Briggs & Stratton® Series 675 EXI 163cc	Briggs & Stratton Series 675 EXI 163cc	Briggs & Stratton Series 675 EXI 163cc	Briggs & Stratton Series 675 EXI 163cc	Briggs & Stratton Series 675 EXI 163cc	Briggs & Stratton Series 1000 Quantum 223cc	Briggs & Stratton Series 1000 Quantum 223cc
DRIVE SYSTEM	Variable Speed, Front-Wheel Drive, High Wheel	» AutoMatic Drive System, Rear-Wheel Drive, High Wheel. Traction Assist optional.	» AutoMatic Drive System w/Traction Assist, All-Wheel Drive	» AutoMatic Drive System w/PoweReverse™	» AutoMatic Drive System w/PoweReverse™, High Wheel	AutoMatic Drive System w/ Traction Assist, Rear-Wheel Drive	AutoMatic Drive System w/ Traction Assist, Rear-Wheel Drive
STARTER	Recoil, Zone Start	Recoil, Zone Start	Recoil, Zone Start	Recoil, Zone Start	Recoil, Zone Start	Recoil, Zone Start	» Recoil/Electric, Zone Start
HEIGHT OF CUT	4-point, 25-102 mm	4-point, 25-102 mm	4-point, 25-102 mm	4-point, 25-102 mm	4-point, 25-102 mm	2-point, 32-108 mm	2-point, 32-108 mm
DECK TYPE	Steel	Steel	Steel	Steel	Steel	Steel	Steel
WEIGHT	35 kg	35 kg	35 kg	35 kg	38 kg	62 kg	65 kg
GRASSBAG CAPACITY	74 L	74 L	74 L	74 L	74 L	» 88 L	88 L
FUEL TANK CAPACITY	0.9 L	0.9 L	0.9 L	0.9 L	0.9 L	» 1.1 L	1.1 L
DIMENSIONS (Length x Width x Height, mm)							
COLLAPSED	990 x 602 x 445	1029 x 597 x 406	1029 x 597 x 406	1030 x 597 x 406	1030 x 597 x 406	1041 x 813 x 533	1041 x 813 x 533
ASSEMBLED	1500 x 580 x 1070	1500 x 580 x 1070	1500 x 580 x 1070	1500 x 580 x 1070	1500 x 580 x 1070	1630 x 810 x 1120	1630 x 810 x 1120
WARRANTY HOME OWNER*	2 Year Full Coverage* 2 Year Guaranteed to Start*	2 Year Full Coverage* 2 Year Guaranteed to Start*	2 Year Full Coverage* 2 Year Guaranteed to Start*	2 Year Full Coverage* 2 Year Guaranteed to Start*	2 Year Full Coverage* 2 Year Guaranteed to Start*	3 Year Full Coverage* 3 Year Guaranteed to Start*	3 Year Full Coverage* 3 Year Guaranteed to Start*
WARRANTY COMMERCIAL*	90 Days	90 Days	90 Days	90 Days	90 Days	90 Days	90 Days
BLADE ACCELERATOR	Standard	Standard	Standard	Standard	Standard	-	-
DECK KICKERS	One	One	One	One	One	-	-
WHEEL BEARINGS	-	-	-	-	-	» Standard	Standard
DUAL BLADES	-	-	-	-	-	» Standard	Standard
TRACTION ASSIST	-	Optional	» Standard	Optional	Optional	Standard	Standard
2-IN-1 (BAG, RECYCLE)	-	-	-	-	-	-	-
3-IN-1 BAG, RECYCLE, SIDE DISCHARGE)	Standard	Standard	Standard	Standard	Standard	Standard	Standard

- Not Available | » Step-up Feature
 * For full warranty terms and conditions, please refer to the operator's manual on www.toro.com



Every product that carries the Toro® brand is backed by over 100 years of history, innovation and timeless dependability. We never stop investing in research and development to give our customers the latest features. That's why Toro is one of the best-known, most trusted brands in the business. We also stand behind our products with a global network of knowledgeable dealers for parts and service support.

The Brand Professionals Trust.



Count on it.



toro.com
Worldwide Headquarters
The Toro Company
8111 Lyndale Ave. So.
Bloomington, MN 55420 U.S.A.
Phone: (1) 952 888 8801
Fax: (1) 952 887 8258

©2018 The Toro Company.
All Rights Reserved.

19-502-MASTER

Products depicted in this literature are for demonstration purposes only. Actual products offered for sale may vary in use, design, required attachments and safety features. We reserve the right to improve our products and make changes in specifications, design and standard equipment without notice and without incurring obligation. See your distributor for details on all our warranties.



facebook.com/TheToroCompany
twitter.com/TheToroCompany
youtube.com/ToroCompanyEurope

