



Count on it.

GREENSMASTER® FLEX™ & eFLEX® ACCESSORY GUIDE

Greensmaster Walk Greensmowers

The Greensmaster® Flex™ 1018 / 1021 and eFlex® 1021 mowers deliver pristine results time and time again. Greensmaster Flex mowers cut closely to follow severe undulations at extremely low heights, and provide an excellent solution for greens that require precision mowing.



Traction Units



Greensmaster Flex 1018

- Honda® industrial gasoline engine, 18" (45.7 cm) width of cut
- Patented Flex suspension, proven DPA cutting unit technology



Greensmaster Flex 1021


- Honda® industrial gasoline engine, 21" (53.3 cm) width of cut
- Patented Flex suspension, proven DPA cutting unit technology



Greensmaster eFlex 1021

- Lithium-ion battery technology allows mowing up to 35,000 sq. ft. of turf on a single charge – extremely quiet and engine exhaust emission-free. 21" (53.3 cm) width of cut

Cutting Unit Options



14-Blade DPA Cutting Unit

- Designed for extremely fine greens mowing at the lowest heights of cut
- Cutting Range 0.062" - 0.130" (1.6mm - 3.3mm)

11-Blade DPA Cutting Unit

- (Flex 1021 and eFlex 1021 only)
- Designed for precise greens mowing at low heights of cut
 - Cutting Range 0.90" - 0.160" (2.3mm - 4.1mm)

Traction Unit Options



Transport Wheels

- To transport mower from green to green or moving in the shop

Battery Charger (eFlex1021 only)



LED Light Kit

- Allows operator to mow in low light conditions
- Optional mount kit available to move light mounting from the traction unit to the cutting unit.

Backlap Access Kit

- Required for auxiliary electric motor backlapping and to assist with adapting to most reel grinders



Greensmaster Flex 1018/1021



Greensmaster eFlex 1021

Greensmaster® Flex™ & eFlex® Accessories

Roller Options – 2.5" (64 mm) Diameter




Front Narrow Wiehle Roller

- .200" (5mm) groove spacing, aluminum
- Slightly more turf penetration than the full roller
- Use in normal greens mowing conditions



Rear Roller Adjustment Kit

- Eccentric bolt used to precisely level rear roller



Front Wide Wiehle Roller

- .92" (23mm) groove spacing, aluminum roller
- Most aggressive front roller option
- Recommended for use in off-greens applications at higher heights of cut, on dense turf and high growth conditions



Front Roller Extension Kit

- Roller extension wheels that attach on outside of front roller
- Used on soft turf or heavily undulated greens to prevent edge marking of cutting unit



Front Full Roller

- Least penetration into turf
- Recommended for use in soft conditions and high stress periods to prevent thinning of turf and edge marking of cutting unit

Rear Full Roller

- Standard rear roller
- 2.0" (50mm) diameter, aluminum

Steel Rear Full Roller

- 2.0" (51mm) diameter, steel
- Steel roller increases weight on cutting unit for deeper penetration
- Recommended for use in combination with rear roller scraper to reduce wear



Long Front Wiehle Roller

- Improves edge support and prevents edge marking on cutting unit
- Use in soft turf conditions



Split Front, Full or Narrow Wiehle Roller

- More gentle on turf, especially beneficial on clean-up cut

Groomer Options



Universal Groomer Drive

- Groomer drive with forward, neutral and counter-rotating dial
- Quick-change twin-tipped grooming reel or brushes available



Groomer Reel

- High-strength, twin-tipped groomer blades
- Reduces thatch and stands grass blades for a crisp, clean cut



Grooming Brush (Soft or Stiff)

- Spiral rotating brush used to condition grass before cutting
(**Note:** Brush collects more clippings into basket than the Groomer Reel, be careful of aggressiveness setting.)



Push Broom Brush

- Conditions grass prior to cut
- Used to stand and straighten grass blades for a crisp, clean cut while reducing grain

Bedknife & Bedbar Options



EdgeMax™ Microcut Bedknife (Standard Equipment)

- Tool steel bedknife for extended wear
- 21" (53 cm)

EdgeMax Tournament Bedknife

- Tool steel bedknife for extended wear
- 21" (53 cm)

EdgeMax Short Tournament Bedknife

- Tool steel bedknife for extended wear

EdgeMax Short Microcut

- Tool steel bedknife for extended wear

Tournament Bedknife

- Height of cut range 1/8" – 1/2" (3 – 13mm)
- Thicker blade for longer lasting bedknife life

Extended Tournament Bedknife (21" only)

- Height of cut range between 1/8" – 1/2" (3mm – 12.7mm)
- Recommended for use in combination with the Aggressive Bedbar if scalping occurs

Microcut Bedknife

- Height of cut range between 1/16" – 3/16" (2 – 5mm)
- Recommended for heights of cut below 1/8" (3mm)

Extended Microcut Bedknife


- Height of cut range between 1/8" – 1/2" (3mm – 12.7mm)
- Recommended for use in combination with the Aggressive Bedbar if scalping occurs

Low Cut Bedknife

- Height of cut range 3/16 – 1" (5 – 25mm)

EdgeMax Fairway (21" only)

- Tool steel bedknife for extended wear



Height of Cut Adjustment Bar

- Adjustment bar used to adjust cutting heights

High Height of Cut Kit (21" only)

- Enables heights of cut up to 1.18" (30mm)



Aggressive Bedbar

- Cutting edge moves farther behind center line of reel
- Designed for firm greens where a more efficient, aggressive cut is needed for more aggressive cultivars
- Not recommended for use in soft turf conditions or in periods of high stress. **Note:** May result in scalping of turf

Greensmaster® Flex™ & eFlex® Accessories

Scraper Options



Narrow Wiehle Roller Scraper

Wide Wiehle Roller Scraper

Full Roller Scraper

- Narrow Wiehle, Wide Wiehle, and Full Roller scrapers clear rollers of dirt, grass and debris buildup that may impact height of cut



Narrow Wiehle Roller Scraper Brush

Wide Wiehle Roller Scraper Brush

Full Roller Scraper Brush

- Scraper brushes condition the surface of turf before cutting, while clearing rollers of dirt, grass and debris buildup



Narrow Wiehle Roller Scraper Comb

Wide Wiehle Roller Scraper Comb

Full Roller Scraper Comb

- Scraper combs condition the surface of turf before cutting, while clearing rollers of dirt, grass and debris buildup

Additional Accessories



Turf Evaluator

- Mirror device used to assess turf conditions

Shim – Toro Reel

- Check reel to bedknife contact

Wireless Hour Meter Kit (Optional)

- Records hours of engine use