550 R Series Rotor User's Guide

◆ To pull nozzle riser up:



- Insert tool blade into cap, twist blade 1/4 turn.
- Pull nozzle riser up.

◆ To change nozzle/diffuse spray:

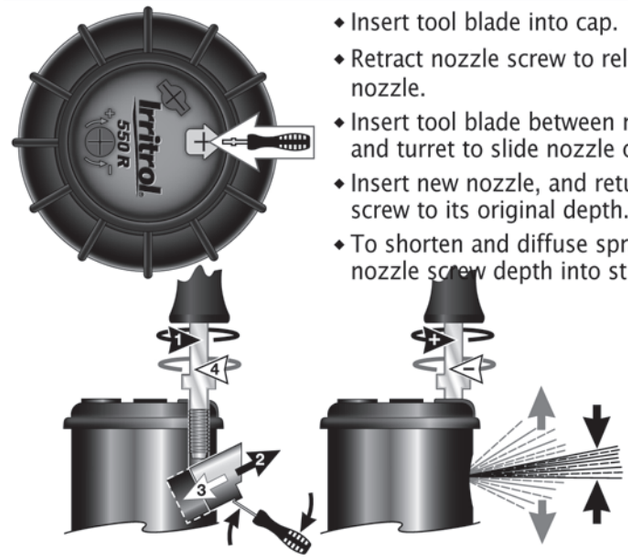

- Insert tool blade into cap.
- Retract nozzle screw to release nozzle.
- Insert tool blade between nozzle lip and turret to slide nozzle out.
- Insert new nozzle, and return nozzle screw to its original depth.
- To shorten and diffuse spray, increase nozzle screw depth into stream.

◆ To adjust spray arc:

- Turn nozzle turret (in the direction of free travel) to view left and right arc stops.

  The left stop is fixed and aligned to the left border by turning the sprinkler. The right stop is adjustable from 40˚–360˚.
- To adjust the right stop, insert tool blade into cap. Turn blade left to decrease arc; right to increase arc.

  Note: One full turn of tool blade adjusts arc 90˚.



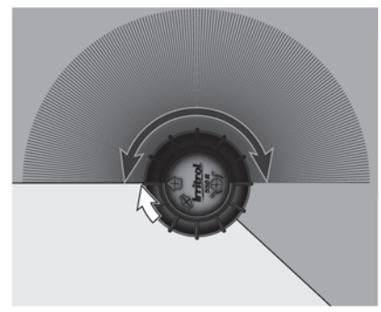

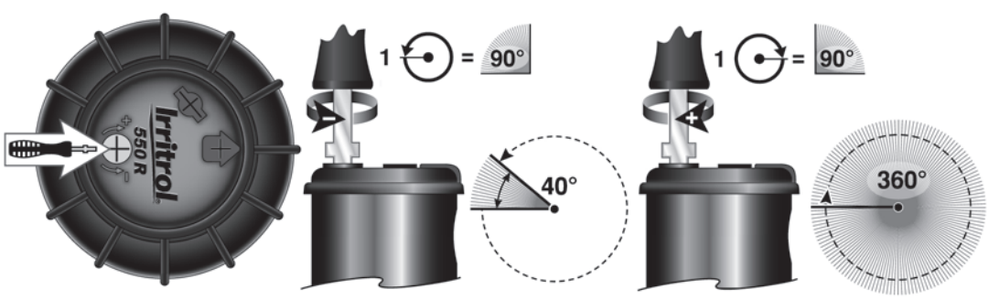

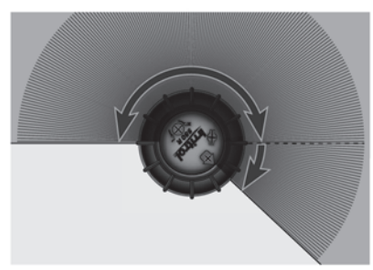

Example: Right stop increased to match right border.

◆ Nozzle Performance

U.S. Charts
Pressure – psi
Radius – Feet
Flow – GPM
Precip. Rate – in./hr.

Metric Charts
Pressure – Bar
Radius – Meters
Flow 1– m³/hr.
Flow 2– LPM
Precip. Rate – mm/hr.

Note: Precipitation rate based on 50% diameter, 1/2-circle operation.

◆ Standard Angle – U.S.

Nozzle	Press.	Rad.	Flow	Precip. ■	Precip. ▲
1.5	25	33	1.15	0.20	0.23
	35	34	1.38	0.23	0.27
	45	**35**	**1.59**	**0.25**	**0.29**
	55	35	1.74	0.27	0.32
	65	36	1.88	0.28	0.32
2.0	25	35	1.45	0.23	0.26
	35	36	1.80	0.27	0.31
	45	**37**	**2.12**	**0.30**	**0.34**
	55	37	2.30	0.32	0.37
	65	37	2.58	0.36	0.42
2.5	25	35	1.75	0.28	0.32
	35	36	2.20	0.33	0.38
	45	**37**	**2.55**	**0.36**	**0.41**
	55	37	2.80	0.39	0.45
	65	37	3.05	0.43	0.50
3.0	25	36	2.20	0.33	0.38
	35	38	2.60	0.35	0.40
	45	**40**	**3.05**	**0.37**	**0.42**
	55	40	3.52	0.42	0.49
	65	40	3.80	0.46	0.53
4.0	25	37	2.95	0.41	0.48
	35	40	3.55	0.43	0.49
	45	**42**	**4.10**	**0.45**	**0.52**
	55	42	4.45	0.49	0.56
	65	43	4.85	0.50	0.58
5.0	25	39	3.75	0.47	0.55
	35	41	4.50	0.52	0.60
	45	**43**	**5.10**	**0.53**	**0.61**
	55	45	5.75	0.55	0.63
	65	45	6.10	0.58	0.67
6.0	25	39	4.20	0.53	0.61
	35	43	5.20	0.54	0.63
	45	**44**	**6.05**	**0.60**	**0.69**
	55	47	6.65	0.58	0.67
	65	48	7.25	0.61	0.70
8.0	25	36	5.75	0.85	0.99
	35	43	7.10	0.74	0.85
	45	**47**	**8.05**	**0.70**	**0.81**
	55	48	8.95	0.75	0.86
	65	50	9.70	0.75	0.86

◆ Standard Angle – Metric

Nozzle	Press.	Rad.	Flow 1	Flow 2	Precip. ■	Precip. ▲
1.5	1,7	10,1	0,26	4,4	5	6
	2,0	10,2	0,29	4,8	6	6
	2,5	10,4	0,31	5,2	6	7
	3,0	**10,7**	**0,36**	**6,0**	**6**	**7**
	3,5	10,7	0,38	6,3	7	8
	4,0	10,8	0,41	6,9	7	8
	4,5	11,0	0,43	7,1	7	8
2.0	1,7	10,7	0,33	5,5	6	7
	2,0	10,8	0,37	6,2	6	7
	2,5	11,0	0,41	6,8	7	8
	3,0	**11,3**	**0,48**	**8,0**	**8**	**9**
	3,5	11,3	0,50	8,4	8	9
	4,0	11,3	0,55	9,2	9	10
	4,5	11,3	0,59	9,8	9	11
2.5	1,7	10,7	0,40	6,6	7	8
	2,0	10,8	0,45	7,5	8	9
	2,5	11,0	0,50	8,3	8	10
	3,0	**11,3**	**0,58**	**9,7**	**9**	**11**
	3,5	11,3	0,61	10,1	10	11
	4,0	11,3	0,66	11,1	10	12
	4,5	11,3	0,69	11,5	11	13
3.0	1,7	11,0	0,50	8,3	8	10
	2,0	11,3	0,55	9,1	9	10
	2,5	11,6	0,59	9,8	9	10
	3,0	**12,2**	**0,69**	**11,5**	**9**	**11**
	3,5	12,2	0,75	12,4	10	12
	4,0	12,2	0,83	13,9	11	13
	4,5	12,2	0,86	14,4	12	13
4.0	1,7	11,3	0,67	11,2	11	12
	2,0	11,7	0,74	12,3	11	12
	2,5	12,3	0,81	13,4	11	13
	3,0	**12,8**	**0,93**	**15,5**	**11**	**13**
	3,5	12,8	0,97	16,2	12	14
	4,0	13,0	1,06	17,6	13	15
	4,5	13,1	1,10	18,4	13	15
5.0	1,7	11,9	0,85	14,2	12	14
	2,0	12,2	0,94	15,6	13	15
	2,5	12,5	1,02	17,0	13	15
	3,0	**13,1**	**1,16**	**19,3**	**13**	**16**
	3,5	13,4	1,23	20,5	14	16
	4,0	13,7	1,35	22,4	14	17
	4,5	13,7	1,39	23,1	15	17
6.0	1,7	11,9	0,95	15,9	14	16
	2,0	12,5	1,07	17,8	14	16
	2,5	13,1	1,18	19,7	14	16
	3,0	**13,4**	**1,37**	**22,9**	**15**	**18**
	3,5	13,9	1,44	24,0	14	17
	4,0	14,5	1,58	26,3	15	17
	4,5	14,6	1,65	27,4	15	18
8.0	1,7	11,0	1,31	21,8	22	25
	2,0	12,0	1,46	24,3	20	23
	2,5	13,1	1,61	26,9	19	22
	3,0	**14,3**	**1,83**	**30,5**	**18**	**21**
	3,5	14,5	1,93	32,2	18	21
	4,0	14,9	2,12	35,3	19	22
	4,5	15,2	2,20	36,7	19	22

◆ Low Angle – U.S.

Nozzle	Press.	Rad.	Flow	Precip. ■	Precip. ▲
1.0 LA	25	25	0.74	0.23	0.26
	35	28	0.94	0.23	0.27
	45	**29**	**1.02**	**0.23**	**0.27**
	55	29	1.14	0.26	0.30
	65	29	1.25	0.29	0.33
1.5 LA	25	27	1.10	0.29	0.34
	35	30	1.35	0.29	0.33
	45	**31**	**1.52**	**0.30**	**0.35**
	55	31	1.75	0.35	0.40
	65	31	1.90	0.38	0.44
2.0 LA	25	29	1.40	0.32	0.37
	35	31	1.72	0.34	0.40
	45	**32**	**2.05**	**0.39**	**0.45**
	55	33	2.25	0.40	0.46
	65	33	2.45	0.43	0.50
3.0 LA	25	29	2.20	0.50	0.58
	35	33	2.60	0.46	0.53
	45	**34**	**3.05**	**0.51**	**0.59**
	55	36	3.40	0.51	0.58
	65	36	3.70	0.55	0.63

◆ Low Angle – Metric

Nozzle	Press.	Rad.	Flow 1	Flow 2	Precip. ■	Precip. ▲
1.0 LA	1,7	7,6	0,17	2,8	6	7
	2,0	8,1	0,19	3,2	6	7
	2,5	8,5	0,21	3,6	6	7
	3,0	**8,8**	**0,23**	**3,9**	**6**	**7**
	3,5	8,8	0,25	4,1	6	7
	4,0	8,8	0,27	4,2	7	8
	4,5	8,8	0,28	4,7	7	8
1.5 LA	1,7	8,2	0,25	4,2	8	9
	2,0	8,7	0,28	4,6	8	9
	2,5	9,1	0,31	5,1	7	8
	3,0	**9,4**	**0,35**	**5,8**	**8**	**9**
	3,5	9,4	0,37	6,2	8	10
	4,0	9,4	0,41	6,9	9	11
	4,5	9,4	0,43	7,2	10	11
2.0 LA	1,7	8,8	0,32	5,3	8	9
	2,0	9,1	0,35	5,9	8	10
	2,5	9,4	0,39	6,5	9	10
	3,0	**9,8**	**0,47**	**7,8**	**10**	**11**
	3,5	9,9	0,49	8,1	10	11
	4,0	10,1	0,53	8,9	11	12
	4,5	10,1	0,56	9,3	11	13
3.0 LA	1,7	8,8	0,50	8,3	13	15
	2,0	9,4	0,55	9,1	12	14
	2,5	10,1	0,59	9,8	12	13
	3,0	**10,4**	**0,69**	**11,5**	**13**	**15**
	3,5	10,7	0,73	12,2	13	15
	4,0	11,0	0,81	13,4	13	15
	4,5	11,0	0,84	14,0	14	16

© 2008 Irritrol • www.irritrol.com

Form Number 373-0444 Rev. A