

IRRIGATION BUSINESS

Date: November 16, 2016

To: Toro Irrigation Distributor Principals and Sales Managers (U.S. & Canada)

From: Toro Irrigation Division

Subject: EVOLUTION® Series Controller Update

We are pleased to announce the launch of an updated EVOLUTION Series Controller. This is our most substantial update to the controller since its release in 2013. True to its name, the EVOLUTION controller continues to evolve with the ever-changing needs of its customers. We have listened to the feedback from users and identified several ways to improve the product. Be sure to read through all of the changes to the product and marketing materials. There are several to review. **There is no change to the Model Number (EVO-4ID and EVO-4OD).**

The new EVOLUTION versions will begin shipping November 21, 2016.

We are excited to include the following changes to the product:

Hardware Updates




Integrated Backlit LCD

Users will now be able to clearly see and read the EVOLUTION LCD screen in any lighting condition, both indoors or outdoors.

Improved Battery Connection

The new battery installation will allow users to clip on the battery and then position it in the battery holder. This makes the battery installation process faster and easier.





Easier to Open Timing Module

Opening the Timing Module, or front cover, is now easier than ever with a finger feature that you can securely grab onto.

Refined Timing Module Plug

A new connector is being used where the ribbon cable connects to the Timing Module (front panel). This connector eliminates any difficulty in plugging in the ribbon cable and ensures a solid, secure connection every time.



New



Old



Longer Mounting Screws

We have heard much feedback related to the need for a longer mounting screw. Our new screw is a half-inch longer, providing a more secure mounting.

EVOLUTION Firmware Update 3.10

As with previous Firmware updates, existing users can download the updates for free from www.toro.com/evolution and update their controllers. The download will have instructions on how to update their controller. This update can also be applied to older controllers. It is recommended that users update their controllers to remain current with the latest features. They will not be able to use the backlight features.

Firmware version 3.10 includes the following change:



Additional Watering Day Selections in Shortcut menu

Now users will be able to select any of the Water Day schedules through the Shortcut menu. The selection includes the "ODD", "EVEN" and "INTERVAL" options, in addition to the "WEEKDAY" selection.

Smart Connect® Firmware Update 2.00

This will be the first update to Smart Connect since its release. We will also provide this update for free on the www.toro.com/evolution website. The download will have instructions on how to update the Smart Connect. This update includes the following changes:

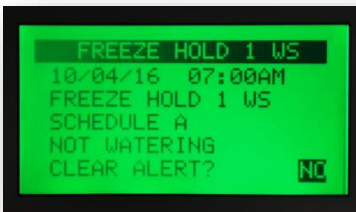
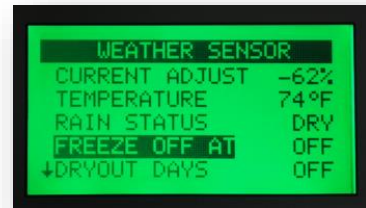


Ability to Turn “OFF” the Weather Adjustment

Now users will be able to use the Weather Sensor strictly as a Rain Sensor by the ability to turn “OFF” the “WATER ADJUST” capability of the sensor. Simply lower the “WATER ADJUST” value down until the “OFF” is displayed.

Expanded Freeze Settings for Weather and Soil Sensors

Users will now have the ability to lower the temperature at which the irrigation system will block watering due to potential freezing conditions. The new range extends down to 29° Fahrenheit. This feature can now also be turned off (as shown in the image).



New Freeze Off Alert

A new alert has been created for the situation where irrigation is blocked due to a freeze condition. This alert indicates the date and time of the first occurrence and the schedules affected. The alert does not affect the future operation of the controller and is for informational purposes only.

New “Low Limit” Feature for the Weather Sensor

Users can now establish a lower limit to the adjustments made by the weather sensor. The range of selectable values is -50% to -99%, or “OFF” (system default).



Smart Connect® Communication

Previous users of the EVOLUTION with Smart Connect will be happy to see a significant improvement made to the speed of communication with the Smart Connect devices. This will make the setup of and usability of Smart Connect Add-On Accessories more responsive and save time during the setup process.

Models and Pricing

The model numbers and current list prices for the updated controller will remain the same at this time.

Model	Description	Sugg. List Price
EVO-4ID	EVOLUTION® 4-Station Indoor Controller	\$155.00
EVO-4OD	EVOLUTION® 4-Station Outdoor Controller	\$180.00

Special Retrofit Kit Pricing for Older Controllers

Many users have expressed interest in being able to update their existing controllers with the new hardware updates. Special pricing on the Timing Module Service Kit (PN 118-3132) is now in place for those who wish to update their existing EVOLUTION Controllers with these latest updates. The retrofit process is easy:

1. Simply save the current schedule from their existing controller onto a USB drive.
2. Replace the existing Timing Module with the new Timing Module.
3. Load their schedule into the new Timing Module using the USB drive.
4. Set up any add-on devices previously installed on the old Timing Module.

Model	Description	Sugg. List Price
118-3132	EVOLUTION® Timing Module Kit	\$60.00

New Packaging

We have also made changes to how we package the EVOLUTION Controller. As you can see from the images below, we want to make a stronger presence on the shelf. In addition, the style of the carton was changed to eliminate the need to tape the cartons closed. This makes it easier to open and close the carton without damaging it.

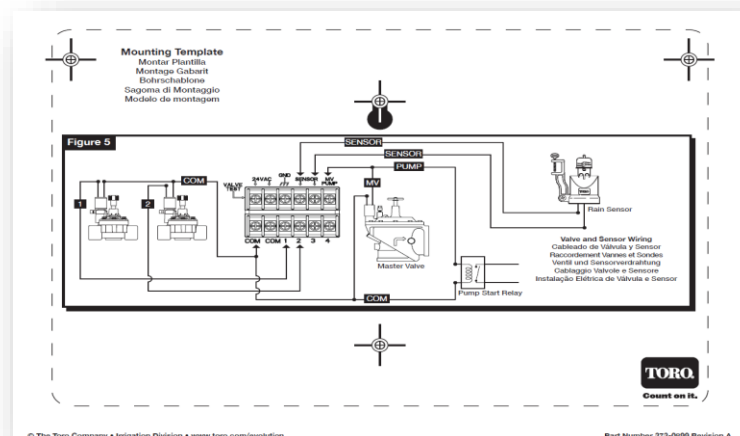
Individual Carton



Master Carton




With the new carton, we have eliminated the printing of the mounting template on the inside of the individual carton. Instead, we are including a separate mounting template (pictured below). We believe that users will find this template easier to use.



In addition, we are also now including a new sticker with each controller for identifying the zones. This sticker is intended to be placed on the back side of the Timing Module to be referenced when necessary.

Back view of the Timing Module



Looking forward...

We appreciate your continued support of Toro Irrigation products. We believe that we are bringing innovative products to the market that offer true value to your customers. We look forward to an exciting 2017 season!

Sincerely,

Burnett "B.J." Jones
Senior Marketing Manager